

Helping you aim from Mid to Massive

An opportunity to turn humble beginnings into powerful journeys



Bank of India Mid Cap Fund

Key Features



High Growth Potential



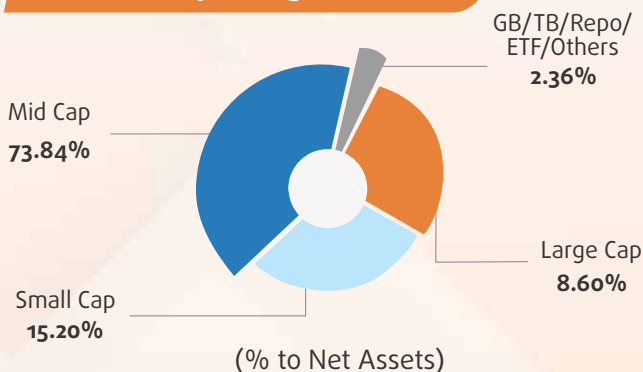
Diversification Across Sectors






Exposure To Emerging Trends

Bank of India Mid Cap Fund is an open ended equity scheme predominantly investing in Mid Cap stocks. The fund aims to generate long-term capital appreciation by investing in equity and equity related instruments of Mid Cap companies.

Market Cap Categorisation



Asset Allocation

Asset Class	% to Net Assets
 Equity Holdings	97.64%
 Cash & Cash Equivalent	2.03%
 Government Bond & Treasury Bill	0.33%

Top 10 Equity Holdings

Company	Market Value (%)
Aurobindo Pharma Limited	4.83%
Abbott India Limited	4.59%
Bharti Hexacom Limited	4.24%
Multi Commodity Exchange of India Ltd.	4.13%
Indian Bank	3.67%
Quality Power Electrical Eqp Ltd	3.22%
Lloyds Metals And Energy Limited	3.09%
Max Financial Services Limited	2.82%
National Aluminium Company Limited	2.72%
UNO Minda Limited	2.69%

Sector Allocation

Sector	Fund	Benchmark	Under/ Over Weight	
Top 3 sectors	Metals & Mining	12.32	3.58	8.74
	Healthcare	14.64	9.56	5.08
	Oil, Gas & Consumable Fuels	4.33	2.58	1.75
Bottom 3 sectors	Power	0	2.95	-2.95
	Chemicals	0.36	3.86	-3.50
	Information Technology	0.95	4.82	-3.87

Fund Performance - Regular Plan - Growth Option

(As on April 30, 2026)

Fund Manager - Alok Singh				Current Value of Standard Investment of ₹ 10000		
Period@	Scheme Returns (%)^	Benchmark Returns (Nifty Midcap 150 TRI) (%)	Additional Benchmark Returns (Nifty 50 TRI) (%)	Scheme Returns (₹)	Benchmark Returns (Nifty Midcap 150 TRI) (₹)	Additional Benchmark Returns (Nifty 50 TRI) (₹)
6 Months	-1.80%	0.10%	-13.16%	9,911	10,005	9,347
1 year	NA	NA	NA	NA	NA	NA
3 years	NA	NA	NA	NA	NA	NA
5 years	NA	NA	NA	NA	NA	NA
Since inception*	-0.14%	4.25%	-4.65%	9,990	10,292	9,676

^ Past performance may or may not be sustained in the future.

*Date of Allotment - August 22, 2025.

Above returns are on Simple Annualized Return.

@ In case, the start date or the end date of the concerned period is a non-business day, the NAV of the previous business day is considered for computation of returns

- Mr. Alok Singh has been managing the Scheme since inception. In addition to this, he manages 7 other open ended schemes and co-manages 2 scheme of Bank of India Mutual Fund.
- Period for which scheme's performance has been provided is computed basis on last working day of the Month-end preceding the date of publication.
- Different plans shall have a different expense structure.

For performance of other schemes managed by Mr. Alok Singh and direct plan of this scheme, [click here](#).

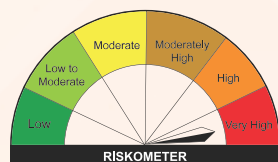
All the above data is as on April 30, 2026.

To invest scan the QR code:



PRODUCT LABEL

Risk-o-meter is based on the scheme portfolio as on April 30, 2026



Investors understand that their principal will be at very high risk

Benchmark* Risk-o-meter as on April 30, 2026



Benchmark riskometer is at very high risk

Bank of India Mid Cap Fund

(Mid Cap Fund - An open ended equity scheme predominantly investing in mid cap stocks)

This product is suitable for investors who are seeking*:

- Long term capital appreciation
- Investment in equity and equity related instruments investing predominantly in mid cap companies.

*Investor should consult their financial advisor if they are not clear about the suitability of the product.

#Nifty Midcap 150 Total Return Index (TRI)

MUTUAL FUND INVESTMENTS ARE SUBJECT TO MARKET RISKS, READ ALL SCHEME RELATED DOCUMENTS CAREFULLY.