

Transform Idle Funds into Smart Investments



Bank of India Money Market Fund

Key Features



High quality debt and money market instruments with high liquidity (tenure of Underlying securities up to 1 year)




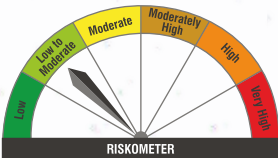
The investment objective is to generate returns with reasonable liquidity to the unitholders by investing in money market instruments



To Provide a liquid investment option along with return generating potential



Suitable for investors having an investment horizon up to 1 year

PRODUCT LABEL	Risk-o-meter is based on the scheme portfolio as on December 31, 2025	Benchmark* Risk-o-meter as on December 31, 2025	Bank of India Money Market Fund (An open ended debt scheme investing in money market instruments. A Relatively Low interest rate risk and Moderate credit Risk)
	 <p>Investors understand that their principal will be at low to moderate risk</p>	 <p>Benchmark riskometer is at low to moderate risk</p>	<p>This product is suitable for investors who are seeking*:</p> <ul style="list-style-type: none"> Regular income over Short to Medium term. Investment in Money Market instruments with maturity upto one year. <p>*Investor should consult their financial advisor if they are not clear about the suitability of the product.</p>

#Tier 1: CRISIL Money Market A-I Index



1800-266-2676 & 1800-103-2263



www.boimf.in



service@boimf.in

To invest scan the QR code:



MUTUAL FUND INVESTMENTS ARE SUBJECT TO MARKET RISKS, READ ALL SCHEME RELATED DOCUMENTS CAREFULLY.

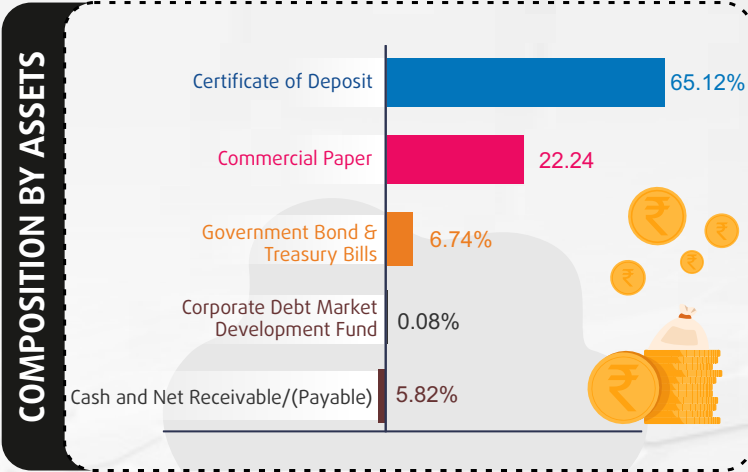
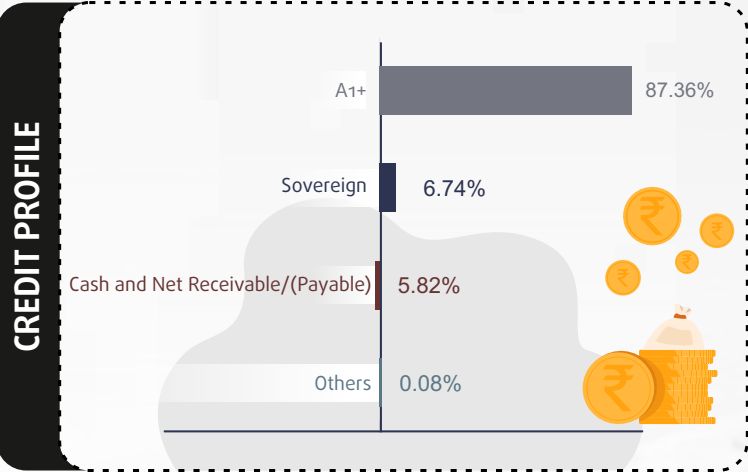
Fund Performance - Regular Plan

(As on December 31, 2025)

Fund Manager - Mithraem Bharucha				Current Value of Standard Investment of ₹ 10000		
Period [@]	Scheme Returns (%) [^]	Benchmark Returns [#] (%)	Additional Benchmark Returns ^{##} (%)	Scheme Returns (₹)	Benchmark Returns [#] (₹)	Additional Benchmark Returns ^{##} (₹)
7 Days	6.68%	6.44%	4.17%	10,012	10,012	10,008
15 Days	6.49%	6.43%	3.23%	10,026	10,026	10,013
30 Days	5.19%	5.08%	4.19%	10,046	10,045	10,037
3 Months	5.64%	5.52%	4.43%	10,139	10,136	10,110
6 Months	5.70%	5.69%	4.28%	10,283	10,283	10,311
1 year	NA	NA	NA	NA	NA	NA
3 years	NA	NA	NA	NA	NA	NA
5 years	NA	NA	NA	NA	NA	NA
Since inception*	6.99%	6.66%	6.10%	10,632	10,406	10,391

#Tier 1: CRISIL Money Market A-I Index
##CRISIL 1 Year T-Bill Index

^ Past performance may or may not be sustained in the future. *Date of Allotment - February 04, 2025.
Above returns are on Simple Annualized Basis. @ In case, the start date or the end date of the concerned period is a non-business day, the NAV of the previous business day is considered for computation of returns.
➤ Mr. Mithraem Bharucha has been managing this scheme since inception. In addition to this scheme, he manages 4 open ended schemes and co-manages 1 open ended scheme of Bank of India Mutual Fund.
➤ Period for which scheme's performance has been provided is computed basis on last working day of the month preceding the date of publication.
➤ Different plans shall have a different expense structure.
➤ For performance of other schemes managed by Mr. Mithraem Bharucha and direct plan of this scheme, [click here](#)



POTENTIAL RISK CLASS MATRIX			
		Credit Risk	
		Relatively Low (Class A)	Moderate (Class B)
Interest Rate Risk	Relatively Low (Class I)		B-I
	Moderate (Class II)		
	Relatively High (Class III)		

OTHER PARAMETERS	
Average / Residual Maturity	: 0.42 Years
Macaulay Duration	: 0.42 Years
Modified Duration	: 0.43 Years
Annualised Yield	: 6.25%

The above details are as on December 31, 2025

