

Transform Idle Funds into Smart Investments



Bank of India Money Market Fund

Key Features



High quality debt and money market instruments with high liquidity (tenure of Underlying securities up to 1 year)




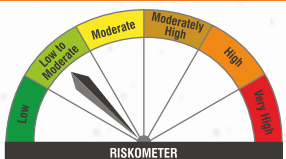
The investment objective is to generate returns with reasonable liquidity to the unitholders by investing in money market instruments



To Provide a liquid investment option along with return generating potential



Suitable for investors having an investment horizon up to 1 year

PRODUCT LABEL	Risk-o-meter is based on the scheme portfolio as on March 31, 2026	Benchmark* Risk-o-meter as on March 31, 2026	Bank of India Money Market Fund (An open ended debt scheme investing in money market instruments. A Relatively Low interest rate risk and Moderate credit Risk)
	 <p>Investors understand that their principal will be at low to moderate risk</p> <p>#Tier 1: CRISIL Money Market A-I Index</p>	 <p>Benchmark riskometer is at low to moderate risk</p>	<p>This product is suitable for investors who are seeking*:</p> <ul style="list-style-type: none"> Regular income over Short to Medium term. Investment in Money Market instruments with maturity upto one year. <p>*Investor should consult their financial advisor if they are not clear about the suitability of the product.</p>



1800-266-2676 & 1800-103-2263



www.boimf.in



service@boimf.in

To invest scan the QR code:



Fund Performance - Regular Plan

(As on March 31, 2026)

Fund Manager - Mithraem Bharucha

Current Value of Standard Investment of ₹ 10000

Period [@]	Scheme Returns (%) [^]	Benchmark Returns [#] (%)	Additional Benchmark Returns ^{##} (%)	Scheme Returns (₹)	Benchmark Returns [#] (₹)	Additional Benchmark Returns ^{##} (₹)
7 Days	17.11%	10.25%	1.51%	10,030	10,019	10,003
15 Days	8.12%	6.69%	2.26%	10,032	10,027	10,009
30 Days	4.54%	4.58%	2.57%	10,039	10,039	10,022
3 Months	5.01%	4.98%	3.43%	10,121	10,121	10,084
6 Months	5.36%	5.29%	3.96%	10,264	10,260	10,261
1 year	6.29%	6.07%	5.30%	10,629	10,607	10,530
3 years	NA	NA	NA	NA	NA	NA
5 years	NA	NA	NA	NA	NA	NA
Since inception*	6.60%	6.33%	5.55%	10,765	10,406	10,391

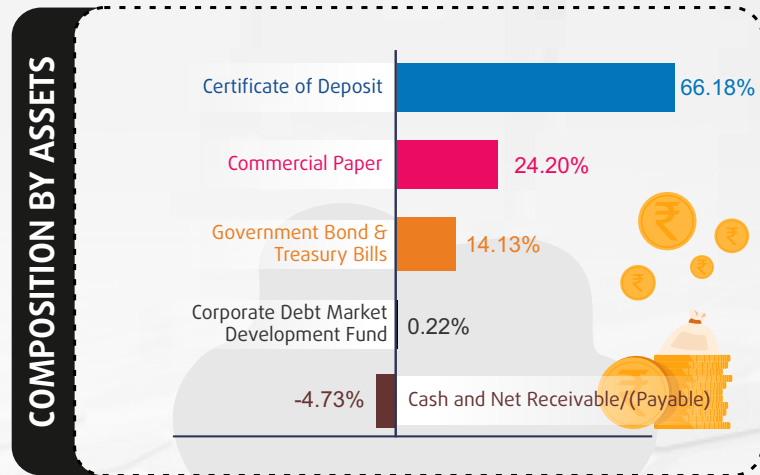
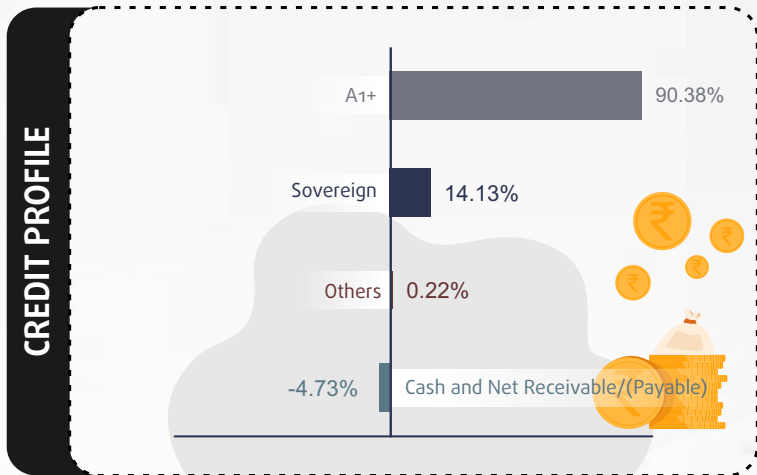
#Tier 1: CRISIL Money Market A-I Index

##CRISIL 1 Year T-Bill Index

[^] Past performance may or may not be sustained in the future. *Date of Allotment - February 04, 2025.

Above returns are on Simple Annualized Basis. @ In case, the start date or the end date of the concerned period is a non-business day, the NAV of the previous business day is considered for computation of returns.

- Mr. Mithraem Bharucha has been managing this scheme since inception. In addition to this scheme, he manages 4 open ended schemes and co-manages 1 open ended scheme of Bank of India Mutual Fund.
- Period for which scheme's performance has been provided is computed basis on last working day of the month preceding the date of publication.
- Different plans shall have a different expense structure.
- For performance of other schemes managed by Mr. Mithraem Bharucha and direct plan of this scheme, [click here](#)



		Credit Risk		
		Relatively Low (Class A)	Moderate (Class B)	Relatively High (Class C)
Interest Rate Risk	Relatively Low (Class I)		B-I	
	Moderate (Class II)			
	Relatively High (Class III)			

OTHER PARAMETERS	
Average / Residual Maturity	: 0.83 Years
Macaulay Duration	: 1.01 Years
Modified Duration	: 1.01 Years
Annualised Yield	: 7.17%

The above details are as on March 31, 2026



1800-266-2676 & 1800-103-2263



www.boimf.in



service@boimf.in

To invest scan the QR code:

