

# Build A Resilient Future With Mix Of 3 Assets



## BANK OF INDIA MULTI ASSET ALLOCATION FUND

(An open ended scheme investing in Equity, Debt and Gold ETF)

### Key Features



Facilitates diversified asset classes



Blend of top down & bottom up approach



Potential for capital appreciation



Sustainable business model

PRODUCT LABEL	Risk-o-meter is based on the scheme portfolio as on November 30, 2024	Benchmark* Risk-o-meter as on November 30, 2024	Bank of India Multi Asset Allocation Fund (An open ended scheme investing in Equity, Debt and Gold ETF)
			<p>This product is suitable for investors who are seeking*</p> <ul style="list-style-type: none"> <li>• Wealth creation over medium to long term</li> <li>• Investment in equity and equity related securities, debt and money market instruments and Gold ETF</li> </ul>
	<p>Investors understand that their principal will be at high risk</p>	<p>Benchmark riskometer is at high risk</p>	<p>*Investor should consult their financial advisor if they are not clear about the suitability of the product.</p>

#37.50% of Nifty 500 TRI + 50% of Nifty Composite Debt Index + 12.50% of Domestic Prices of Gold



1800-266-2676 & 1800-103-2263



www.boimf.in



service@boimf.in

To invest scan the QR code:



**Fund Performance**

(As on November 29, 2024)

**Co Fund Manager - Mithraem Bharucha & Nilesh Jethani**

**Current Value of Standard Investment of ₹ 10000**

Period <sup>@</sup>	Scheme Returns (%) <sup>^</sup>		Benchmark Returns <sup>#</sup> (%)	Additional Benchmark Returns <sup>##</sup> (%)	Scheme Returns (₹)		Benchmark Returns <sup>#</sup> (₹)	Additional Benchmark Returns <sup>##</sup> (₹)
	Regular Plan <sup>*</sup>	Direct Plan <sup>*</sup>			Regular Plan <sup>*</sup>	Direct Plan <sup>*</sup>		
6 Months	4.43%	4.89%	6.11%	7.79%	10,443	10,489	10,611	10,779
1 year	NA	NA	NA	NA	NA	NA	NA	NA
3 years	NA	NA	NA	NA	NA	NA	NA	NA
5 years	NA	NA	NA	NA	NA	NA	NA	NA
Since inception	10.28%	11.03%	10.65%	9.11%	11,028	11,103	11,065	10,911

#37.50% of Nifty 500 TRI + 50% of Nifty Composite Debt Index + 12.50% of Domestic Prices of Gold

##CRISIL 10 Year Gilt Index

<sup>^</sup> Past performance may or may not be sustained in the future. <sup>\*</sup>Date of Allotment - February 28, 2024. Above returns are on Simple Annualized Return.

<sup>@</sup> In case, the start date or the end date of the concerned period is a non-business day, the NAV of the previous business day is considered for computation of returns.

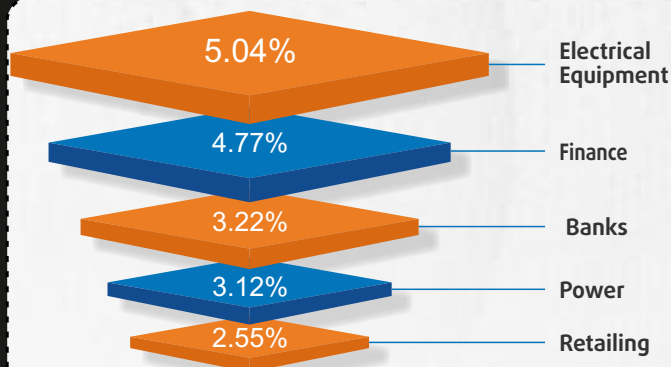
- Mr. Mithraem Bharucha has been managing this scheme w.e.f. February 28, 2024. In addition to this scheme, he manages 3 open ended schemes. Mr. Nilesh Jethani co-manages the fund (equity portion) w.e.f. April 23, 2024 and manages 2 close-ended schemes and co-manages one open ended scheme of Bank of India Mutual Fund.
- Period for which scheme's performance has been provided is computed basis on last working day of the month preceding the date of publication.
- Different plans shall have a different expense structure.

For performance of other schemes managed by Mr. Mithraem Bharucha, [click here](#)

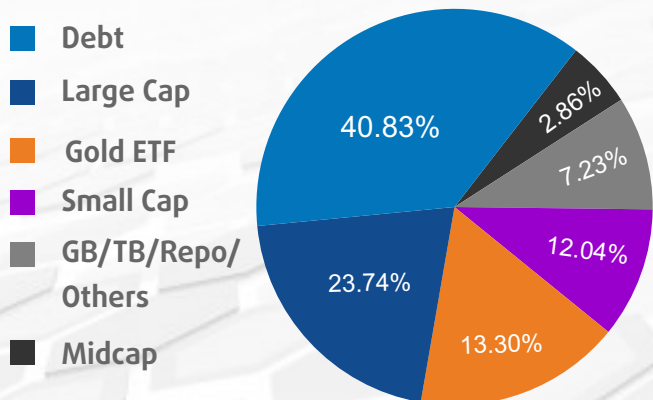
**Top 10 Equity Holdings**

State Bank of India	2.62%
Siemens Limited	1.83%
REC Limited	1.81%
Trent Limited	1.74%
Vedanta Limited	1.55%
Grasim Industries Limited	1.26%
Wockhardt Limited	1.21%
Varun Beverages Limited	1.15%
Bharat Heavy Electricals Limited	1.09%
NTPC Limited	1.09%

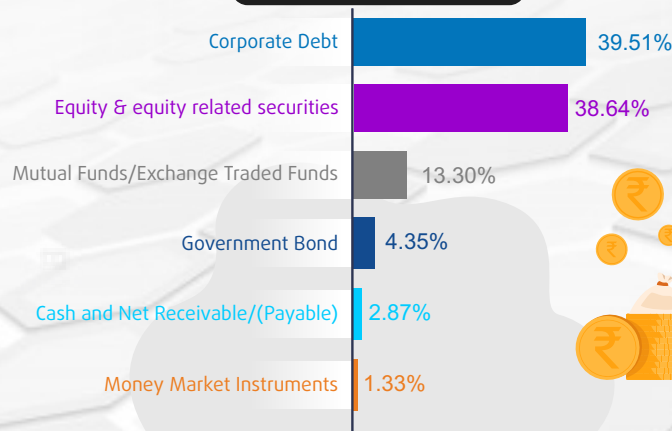
**Top 5 Sector Allocation**



**MCAP Categorization**



**Asset Allocation**



The above details are as on November 30, 2024



1800-266-2676 & 1800-103-2263



www.boimf.in



service@boimf.in

To invest scan the QR code:

