

# Build A Resilient Future With Mix Of 3 Assets

EQUITY

DEBT

GOLD

## BANK OF INDIA MULTI ASSET ALLOCATION FUND

(An open ended scheme investing in Equity, Debt and Gold ETF)

### Key Features



Facilitates diversified  
asset classes



Blend of top down  
& bottom up approach



Potential for  
capital appreciation



Sustainable  
business model

PRODUCT LABEL	Risk-o-meter is based on the scheme portfolio as on May 31, 2025	Benchmark* Risk-o-meter as on May 31, 2025	Bank of India Multi Asset Allocation Fund (An open ended scheme investing in Equity, Debt and Gold ETF)
	<p>Investors understand that their principal will be at high risk</p>	<p>Benchmark riskometer is at high risk</p>	<p>This product is suitable for investors who are seeking*</p> <ul style="list-style-type: none"> <li>• Wealth creation over medium to long term</li> <li>• Investment in equity and equity related securities, debt and money market instruments and Gold ETF</li> </ul> <p>*Investor should consult their financial advisor if they are not clear about the suitability of the product.</p>

#37.50% of Nifty 500 TRI + 50% of Nifty Composite Debt Index + 12.50% of Domestic Prices of Gold



1800-266-2676 & 1800-103-2263



www.boimf.in



service@boimf.in

To invest scan the QR code:



## Fund Performance - Regular Plan

(As on May 30, 2025)

**Co Fund Manager - Mithraem Bharucha & Nilesh Jethani**

**Current Value of Standard Investment of 10000**

Period <sup>@</sup>	Scheme Returns (%) ^	Benchmark Returns (%)	Additional Benchmark Returns <sup>##</sup> (%)	Scheme Returns (₹)	Benchmark Returns (₹)	Additional Benchmark Returns <sup>##</sup> (₹)
1 year	6.52%	12.83%	11.08%	10,652	11,283	11,108
3 years	NA	NA	NA	NA	NA	NA
5 years	NA	NA	NA	NA	NA	NA
Since inception*	9.83%	14.38%	11.33%	10,983	11,438	11,133

#37.50% of Nifty 500 TRI + 50% of Nifty Composite Debt Index + 12.50% of Domestic Prices of Gold

##Nifty 50 TRI

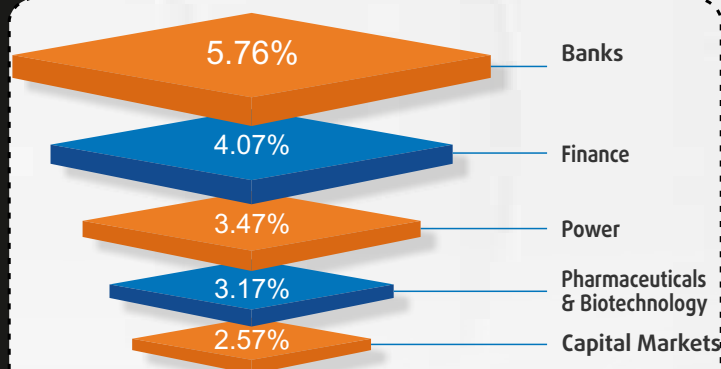
^ Past performance may or may not be sustained in the future. \*Date of Allotment - February 28, 2024. Above returns are on Simple Annualized Return.  
@ In case, the start date or the end date of the concerned period is a non-business day, the NAV of the previous business day is considered for computation of returns.

- Mr. Mithraem Bharucha has been managing this scheme w.e.f. February 28, 2024. In addition to this scheme, he manages 5 open ended schemes. Mr. Nilesh Jethani co-manages the fund (equity portion) w.e.f. April 23, 2024 and manages 2 close-ended schemes and co-manages 1 open ended scheme of Bank of India Mutual Fund.
- Period for which scheme's performance has been provided is computed basis on last working day of the month preceding the date of publication.
- Different plans shall have a different expense structure.
- For performance of other schemes managed by Mr. Mithraem Bharucha and Mr. Nilesh Jethani and direct plan of this scheme, [click here](#)

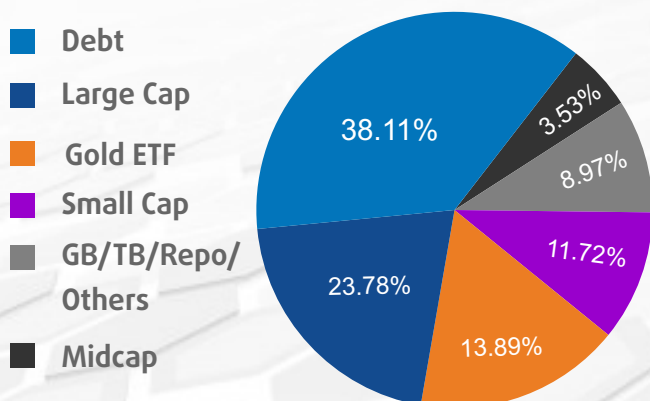
### Top 10 Equity Holdings

State Bank of India	2.50%
NTPC Green Energy Limited	1.93%
Mahindra & Mahindra Limited	1.88%
UltraTech Cement Limited	1.67%
Tata Power Company Limited	1.54%
Bank of Baroda	1.47%
Vedanta Limited	1.47%
Dr. Reddy's Laboratories Limited	1.28%
Shriram Finance Limited	1.24%
ICICI Bank Limited	1.21%

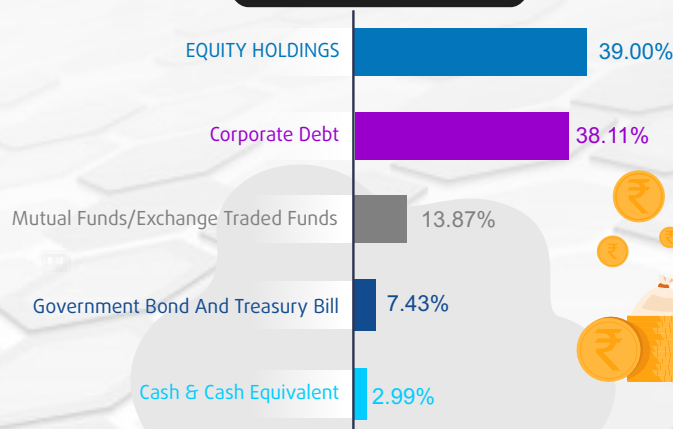
### Top 5 Sector Allocation



### MCAP Categorization



### Asset Allocation



The above details are as on May 31, 2025



1800-266-2676 & 1800-103-2263



[www.boimf.in](http://www.boimf.in)



[service@boimf.in](mailto:service@boimf.in)

To invest scan the QR code:

