

# Build A Resilient Future With Mix Of 3 Assets



## BANK OF INDIA MULTI ASSET ALLOCATION FUND

(An open ended scheme investing in Equity, Debt and Gold ETF)

### Key Features



Facilitates diversified asset classes



Blend of top down & bottom up approach



Potential for capital appreciation



Sustainable business model

PRODUCT LABEL	Risk-o-meter is based on the scheme portfolio as on March 31, 2026	Benchmark* Risk-o-meter as on March 31, 2026	Bank of India Multi Asset Allocation Fund (An open ended scheme investing in Equity, Debt and Gold ETF)
			<p>This product is suitable for investors who are seeking*</p> <ul style="list-style-type: none"> <li>• Wealth creation over medium to long term</li> <li>• Investment in equity and equity related securities, debt and money market instruments and Gold ETF</li> </ul>
	<p>Investors understand that their principal will be at high risk</p>	<p>Benchmark riskometer is at high risk</p>	<p>*Investor should consult their financial advisor if they are not clear about the suitability of the product.</p>

#37.50% of Nifty 500 TRI + 50% of Nifty Composite Debt Index + 12.50% of Domestic Prices of Gold



1800-266-2676 & 1800-103-2263



[www.boimf.in](http://www.boimf.in)



[service@boimf.in](mailto:service@boimf.in)

To invest scan the QR code:



**Fund Performance - Regular Plan**

(As on March 31, 2026)

Co Fund Manager - Mithraem Bharucha & Nilesh Jethani				Current Value of Standard Investment of ₹ 10000		
Period <sup>@</sup>	Scheme Returns (%) <sup>^</sup>	Benchmark Returns <sup>#</sup> (%)	Additional Benchmark Returns <sup>##</sup> (%)	Scheme Returns (₹)	Benchmark Returns <sup>#</sup> (₹)	Additional Benchmark Returns <sup>##</sup> (₹)
1 year	9.41%	7.19%	-3.99%	10,941	10,719	9,601
3 years	NA	NA	NA	NA	NA	NA
5 years	NA	NA	NA	NA	NA	NA
Since inception*	7.99%	9.46%	1.97%	10,799	10,946	10,197

#37.50% of Nifty 500 TRI + 50% of Nifty Composite Debt Index + 12.50% of Domestic Prices of Gold    ##Nifty 50 TRI

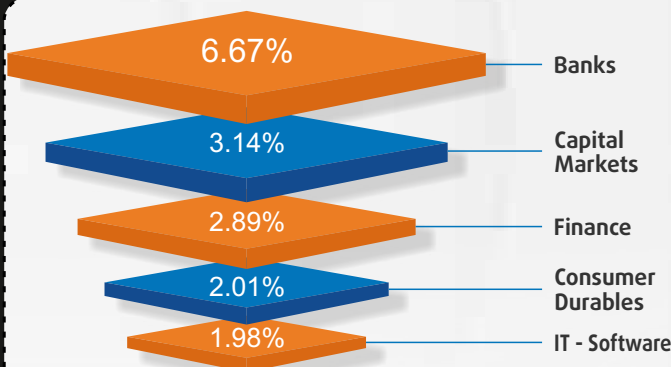
<sup>^</sup> Past performance may or may not be sustained in the future. \*Date of Allotment - February 28, 2024. Above returns are in Compounded Annual Growth Rate (CAGR). <sup>@</sup> In case, the start date or the end date of the concerned period is a non-business day, the NAV of the previous business day is considered for computation of returns.

- Mr. Mithraem Bharucha has been managing this scheme w.e.f. February 28, 2024. In addition to this scheme, he manages 5 open ended schemes. Mr. Nilesh Jethani co-manages the Fund (equity portion) w.e.f. April 23, 2024. In addition to this he manages 2 open ended scheme, 2 close ended schemes and co-manages 1 open ended schemes of Bank of India Mutual Fund.
- Period for which scheme's performance has been provided is computed basis on last working day of the month preceding the date of publication.
- Different plans shall have a different expense structure.
- For performance of other schemes managed by Mr. Mithraem Bharucha and Mr. Nilesh Jethani and direct plan of this scheme, [click here](#)

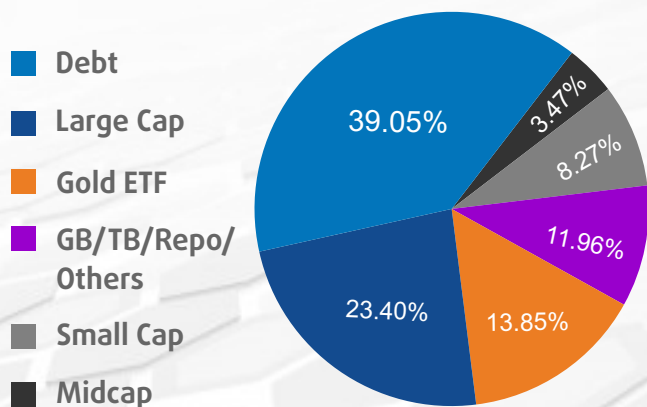
**Top 10 Equity Holdings**

State Bank of India	1.96%
ICICI Bank Limited	1.76%
Dr. Reddy's Laboratories Limited	1.49%
Bharti Airtel Limited	1.43%
Tata Steel Limited	1.42%
HDFC Bank Limited	1.37%
Shriram Finance Limited	1.29%
Sky Gold And Diamonds Limited	1.10%
Quality Power Electrical Eqp Ltd	1.06%
FIEM Industries Limited	1.00%

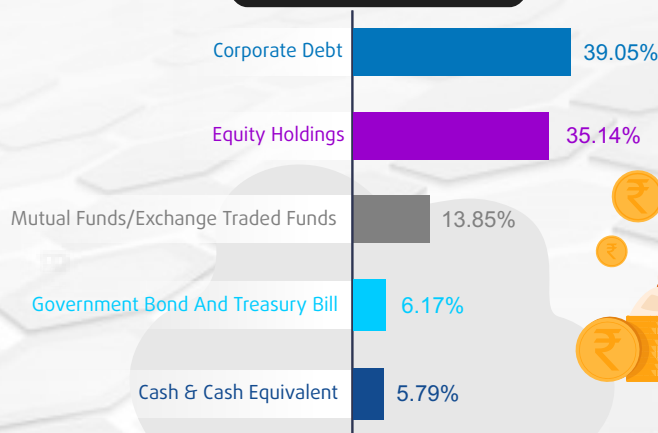
**Top 5 Sector Allocation**



**MCAP Categorization**



**Asset Allocation**



The above details are as on March 31, 2026



1800-266-2676 & 1800-103-2263



www.boimf.in



service@boimf.in

To invest scan the QR code:

