



Bank of India Multi Cap Fund

Features



Emphasizes high conviction across market cap



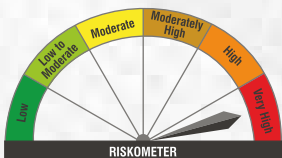
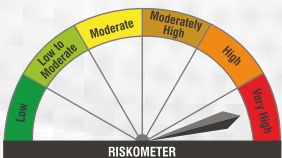
No sector bias



Blend of growth and value



Disciplined allocation across market cap

PRODUCT LABEL	Risk-o-meter is based on the scheme portfolio as on November 30, 2024	Benchmark* Risk-o-meter as on November 30, 2024	Bank of India Multi Cap Fund (An open ended equity scheme investing across large cap, mid cap, small cap stocks)
	 <p>Investors understand that their principal will be at very high risk</p>	 <p>Benchmark riskometer is at very high risk</p>	<p>This product is suitable for investors who are seeking*</p> <ul style="list-style-type: none"> • Long term capital appreciation. • Investments in equity and equity related instruments across large cap, mid cap, small cap stocks.

#NIFTY 500 Multicap 50:25:25 Total Return Index (TRI)

*Investor should consult their financial advisor if they are not clear about the suitability of the product.



1800-266-2676 & 1800-103-2263



www.boimf.in



service@boimf.in

To invest scan the QR code:



**Date of Allotment**

March 03, 2023

**Benchmark**

NIFTY 500 Multicap 50:25:25 TRI

Fund Performance**(As on November 29, 2024)****Fund Manager - Nitin Gosar****Current Value of Standard Investment of ₹ 10000**

Period [@]	Scheme Returns (%) [^]		Benchmark Returns [#] (%)	Additional Benchmark Returns ^{##} (%)	Scheme Returns (₹)		Benchmark Returns [#] (₹)	Additional Benchmark Returns ^{##} (₹)
	Regular Plan [*]	Direct Plan [*]			Regular Plan [*]	Direct Plan [*]		
1 year	31.46%	32.84%	29.27%	27.01%	13,146	13,284	12,927	12,701
3 years	NA	NA	NA	NA	NA	NA	NA	NA
5 years	NA	NA	NA	NA	NA	NA	NA	NA
Since inception	38.90%	40.33%	34.28%	28.73%	17,760	18,080	16,739	15,549

#Nifty 500 Multicap 50:25:25 TRI

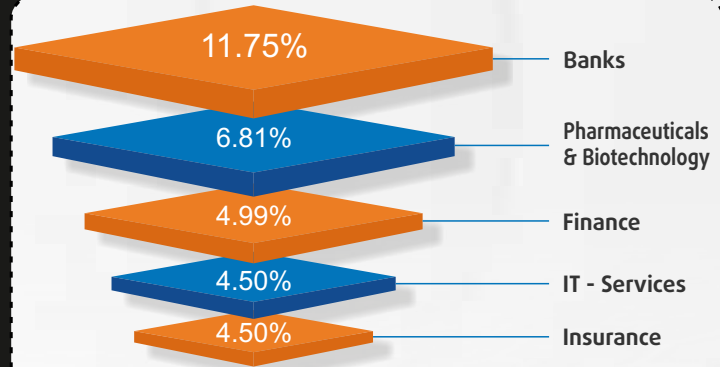
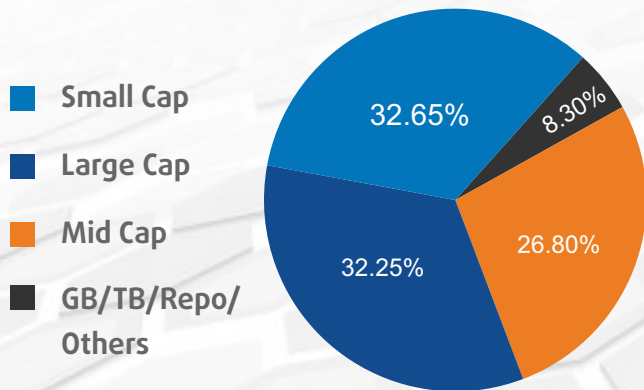
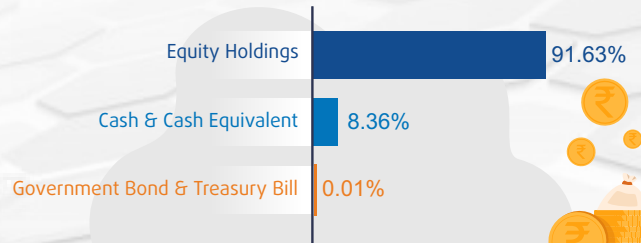
BSE 500 TRI

[^] Past performance may or may not be sustained in the future. *Date of Allotment - March 03, 2023. Above returns are in Compounded Annual Growth Rate (CAGR). [@] In case, the start date or the end date of the concerned period is a non-business day, the NAV of the previous business day is considered for computation of returns.

- Mr. Nitin Gosar has been appointed Fund Manager for this scheme since inception. In addition to this scheme, he manages 2 open ended schemes of Bank of India Mutual Fund.
- Period for which scheme's performance has been provided is computed basis on last working day of the Month-end preceding the date of publication.
- Different plans shall have a different expense structure.

For performance of other schemes managed by Mr. Nitin Gosar, [click here](#)**Top 10 Equity Holdings**

HDFC Bank Limited	4.94%
Tata Consultancy Services Limited	2.81%
Vedanta Limited	2.65%
Reliance Industries Limited	2.57%
State Bank of India	2.53%
Manorama Industries Limited	2.43%
Indus Towers Limited	2.32%
Kotak Mahindra Bank Limited	2.29%
Zaggle Prepaid Ocean Services Limited	2.28%
Vijaya Diagnostic Centre Limited	2.26%

Top 5 Sector Allocation**MCAP Categorization****Asset Allocation**

The above details are as on November 30, 2024



1800-266-2676 & 1800-103-2263

www.boimf.inservice@boimf.in

To invest scan the QR code:

**MUTUAL FUND INVESTMENTS ARE SUBJECT TO MARKET RISKS, READ ALL SCHEME RELATED DOCUMENTS CAREFULLY.**