

# A mix of 3 put together to build a sustainable portfolio



## Bank of India Multicap Fund

### Key Features



Emphasizes high conviction across market cap



No sector bias



Blend of growth and value



Disciplined allocation across market cap

PRODUCT LABEL	Risk-o-meter is based on the scheme portfolio as on December 31, 2025	Benchmark <sup>1</sup> Risk-o-meter as on December 31, 2025	Bank of India Multi Cap Fund (An open ended equity scheme investing across large cap, mid cap, small cap stocks)
	<p>Investors understand that their principal will be at very high risk</p>	<p>Benchmark riskometer is at very high risk</p>	<p>This product is suitable for investors who are seeking*</p> <ul style="list-style-type: none"> <li>Long term capital appreciation.</li> <li>Investments in equity and equity related instruments across large cap, mid cap, small cap stocks.</li> </ul> <p>*Investor should consult their financial advisor if they are not clear about the suitability of the product.</p>

#NIFTY 500 Multicap 50:25:25 Total Return Index (TRI)



1800-266-2676 & 1800-103-2263



[www.boimf.in](http://www.boimf.in)



[service@boimf.in](mailto:service@boimf.in)

To invest scan the QR code:



MUTUAL FUND INVESTMENTS ARE SUBJECT TO MARKET RISKS, READ ALL SCHEME RELATED DOCUMENTS CAREFULLY.

**Date of Allotment**

March 03, 2023

**Benchmark**

NIFTY 500 Multicap 50:25:25 TRI

**Fund Performance - Regular Plan**

(As on December 31, 2025)

**Fund Manager - Nitin Gosar****Current Value of Standard Investment of ₹ 10000**

Period <sup>@</sup>	Scheme Returns (%) ^	Benchmark Returns <sup>#</sup> (%)	Additional Benchmark Returns <sup>##</sup> (%)	Scheme Returns (₹)	Benchmark Returns <sup>#</sup> (₹)	Additional Benchmark Returns <sup>##</sup> (₹)
1 year	7.18%	5.29%	7.63%	10,718	10,529	10,763
3 years	NA	NA	NA	NA	NA	NA
5 years	NA	NA	NA	NA	NA	NA
Since inception*	24.63%	21.79%	19.28%	18,670	17,487	16,486

#Nifty 500 Multicap 50:25:25 TRI

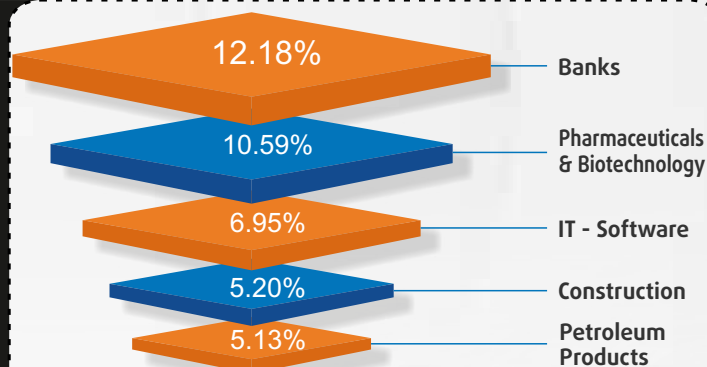
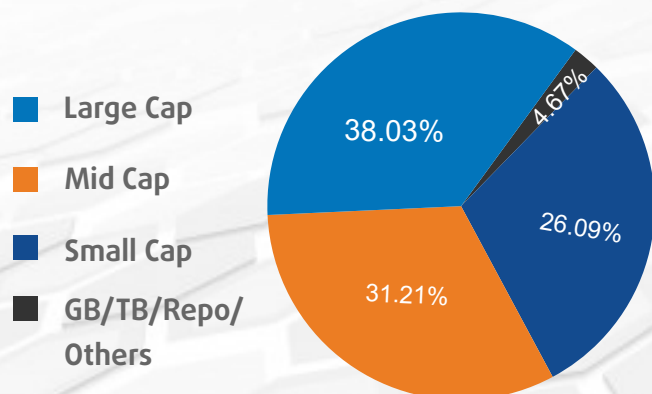
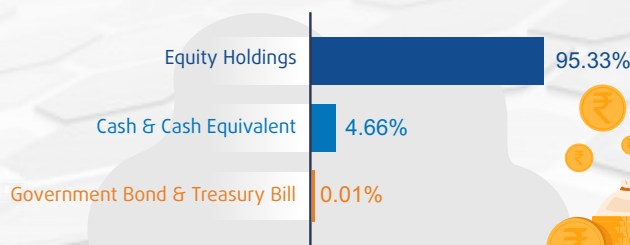
## BSE 500 TRI

^ Past performance may or may not be sustained in the future. \*Date of Allotment - March 03, 2023. Above returns are in Compounded Annual Growth Rate (CAGR). @ In case, the start date or the end date of the concerned period is a non-business day, the NAV of the previous business day is considered for computation of returns.

- Mr. Nitin Gosar has been appointed Fund Manager for this scheme since inception. In addition to this scheme, he manages 3 open ended schemes of Bank of India Mutual Fund.
- Period for which scheme's performance has been provided is computed basis on last working day of the Month-end preceding the date of publication.
- Different plans shall have a different expense structure.
- For performance of other schemes managed by Mr. Nitin Gosar and direct plan of this scheme, [click here](#)

**Top 10 Equity Holdings**

Reliance Industries Limited	5.13%
Vedanta Limited	4.14%
Larsen & Toubro Limited	3.89%
HDFC Bank Limited	3.66%
Kotak Mahindra Bank Limited	3.28%
Tata Consultancy Services Limited	3.03%
Lloyds Metals And Energy Limited	3.03%
State Bank of India	2.94%
FSN E-Commerce Ventures Limited	2.93%
Hero MotoCorp Limited	2.91%

**Top 5 Sector Allocation****MCAP Categorization****Asset Allocation**

The above details are as on December 31, 2025



1800-266-2676 &amp; 1800-103-2263

[www.boimf.in](http://www.boimf.in)[service@boimf.in](mailto:service@boimf.in)

To invest scan the QR code:

**MUTUAL FUND INVESTMENTS ARE SUBJECT TO MARKET RISKS, READ ALL SCHEME RELATED DOCUMENTS CAREFULLY.**