

SMALL  
CAP  
FUND

LARGE CAP FUND

MID  
CAP  
FUND

HYBRID  
FUND

LIQUID  
FUND

SECTORAL  
FUND

THEMATIC  
FUND



AT THE CENTRE  
OF EVERY  
**SAVINGS &  
INVESTMENT**  
PORTFOLIO

Features



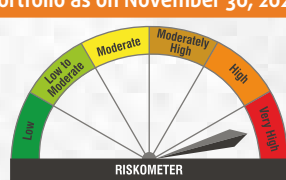
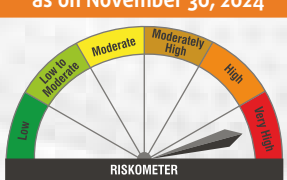
More resilient  
in adverse  
market conditions



Long term capital  
appreciation



Investment in companies  
having long term  
performance track  
record & financial  
stability

PRODUCT LABEL	Risk-o-meter is based on the scheme portfolio as on November 30, 2024	Benchmark* Risk-o-meter as on November 30, 2024	Bank of India Bluechip Fund (An open ended equity scheme predominantly investing in Large Cap Stocks)
			This product is suitable for investors who are seeking* <ul style="list-style-type: none"> <li>• Long term capital appreciation.</li> <li>• Investment predominantly in equity and equity-related instruments of large cap companies.</li> </ul>
	Investors understand that their principal will be at very high risk	Benchmark riskometer is at very high risk	*Investor should consult their financial advisor if they are not clear about the suitability of the product.

#NIFTY 100 TRI (Tier 1)



1800-266-2676 & 1800-103-2263



www.boimf.in



service@boimf.in

To invest scan the QR code:



**Fund Performance**

(As on November 29, 2024)

**Fund Manager - Alok Singh and Nilesh Jethani****Current Value of Standard Investment of ₹ 10000**

Period <sup>@</sup>	Scheme Returns (%) <sup>^</sup>		Benchmark Returns <sup>#</sup> (%)	Additional Benchmark Returns <sup>##</sup> (%)	Scheme Returns (₹)		Benchmark Returns <sup>#</sup> (₹)	Additional Benchmark Returns <sup>##</sup> (₹)
	Regular Plan <sup>*</sup>	Direct Plan <sup>*</sup>			Regular Plan <sup>*</sup>	Direct Plan <sup>*</sup>		
1 year	25.49%	27.00%	25.34%	20.59%	12,549	12,700	12,534	12,059
3 years	14.06%	15.38%	14.47%	13.28%	15,686	16,317	15,882	15,320
5 years	NA	NA	NA	NA	NA	NA	NA	NA
Since inception	14.92%	16.34%	15.28%	14.38%	16,100	16,790	16,272	15,841

#Nifty 100 TRI

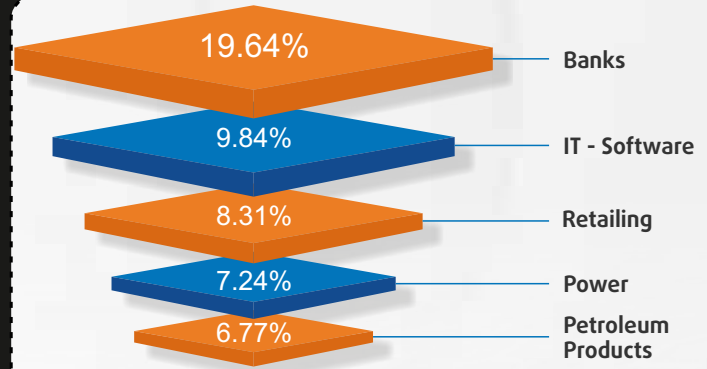
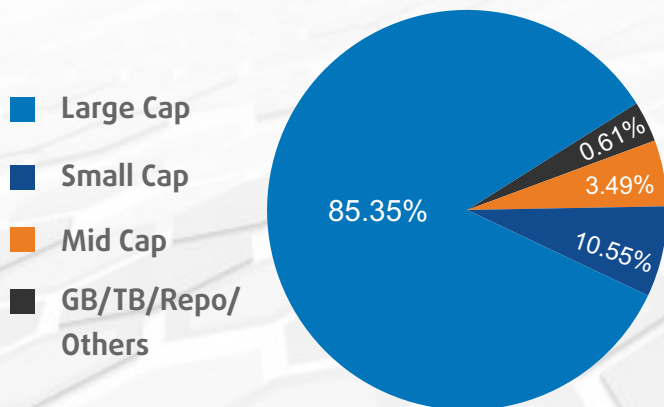

##BSE SENSEX TRI

<sup>^</sup> Past performance may or may not be sustained in the future. <sup>\*</sup>Date of Allotment - June 29, 2021. Above returns are in Compounded Annual Growth Rate (CAGR). <sup>@</sup> In case, the start date or the end date of the concerned period is a non-business day, the NAV of the previous business day is considered for computation of returns.

- Mr. Alok Singh and Mr. Nilesh Jethani have been managing this scheme from October 1, 2024. In addition to this, Mr. Alok Singh manages 7 other open-ended schemes & co-manages 1 scheme of Bank of India Mutual Fund and Mr. Nilesh Jethani manages 2 close-ended schemes of Bank of India Mutual Fund.
- Period for which scheme's performance has been provided is computed basis on last working day of the Month-end preceding the date of publication.
- Different plans shall have a different expense structure.

For performance of other schemes managed by Mr. Alok Singh, [click here](#)**Top 10 Equity Holdings**

HDFC Bank Limited	8.42%
Reliance Industries Limited	5.24%
State Bank of India	5.20%
NTPC Limited	3.39%
ICICI Bank Limited	3.29%
Vedanta Limited	2.99%
Dr. Reddy's Laboratories Limited	2.74%
Tata Consultancy Services Limited	2.55%
Bajaj Finance Limited	2.47%
NTPC Green Energy Limited	2.35%

**Top 5 Sector Allocation****MCAP Categorization****Asset Allocation**

The above details are as on November 30, 2024



1800-266-2676 &amp; 1800-103-2263



www.boimf.in



service@boimf.in

To invest scan the QR code:

