

SMALL
CAP
FUND

LARGE CAP FUND

MID
CAP
FUND

HYBRID
FUND

LIQUID
FUND

SECTORAL
FUND

THEMATIC
FUND

**Bank of India
Large Cap Fund#**

AT THE CENTRE
OF EVERY
**SAVINGS &
INVESTMENT
PORTFOLIO**

Features



More resilient
in adverse
market conditions



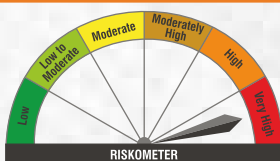
Long term capital
appreciation



Investment in companies
having long term
performance track
record & financial
stability

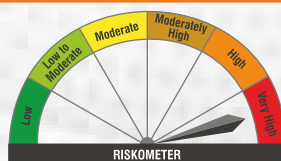
PRODUCT LABEL

Risk-o-meter is based on the scheme portfolio as on December 31, 2025



Investors understand that their principal will be at very high risk

Benchmark* Risk-o-meter as on December 31, 2025



Benchmark riskometer is at very high risk

Bank of India Large Cap Fund# (Formerly Bank of India Bluechip Fund)
(An open ended equity scheme predominantly investing in Large Cap Stocks)

This product is suitable for investors who are seeking*

- Long term capital appreciation.
- Investment predominantly in equity and equity-related instruments of large cap companies.

*Investor should consult their financial advisor if they are not clear about the suitability of the product.

#NIFTY 100 TRI (Tier 1)

#The name of the Scheme has changed pursuant to addendum number 11/2025-26. For further details click on the link:
<https://www.boimf.in/docs/default-source/reports/addenda-notice/change-in-nomenclature-of-schemes-july-10-2025.pdf?>



1800-266-2676 & 1800-103-2263



www.boimf.in



service@boimf.in

To invest scan the QR code:



MUTUAL FUND INVESTMENTS ARE SUBJECT TO MARKET RISKS, READ ALL SCHEME RELATED DOCUMENTS CAREFULLY.

**Date of Allotment**

June 29, 2021

**Benchmark**

Tier 1: NIFTY 100 TRI

Fund Performance - Regular Plan

(As on December 31, 2025)

Fund Manager - Alok Singh and Nilesh Jethani**Current Value of Standard Investment of ₹ 10000**

| Period [@] | Scheme Returns (%) [^] | Benchmark Returns [#] (%) | Additional Benchmark Returns ^{##} (%) | Scheme Returns (₹) | Benchmark Returns [#] (₹) | Additional Benchmark Returns ^{##} (₹) |
|------------------------------|---------------------------------|------------------------------------|--|--------------------|------------------------------------|--|
| 1 year | 6.04% | 10.24% | 10.38% | 10,604 | 11,024 | 11,038 |
| 3 years | 15.86% | 14.69% | 13.27% | 19,423 | 18,551 | 17,538 |
| 5 years | NA | NA | NA | NA | NA | NA |
| Since inception [*] | 11.99% | 13.26% | 12.66% | 16,670 | 17,540 | 17,121 |

#Nifty 100 TRI

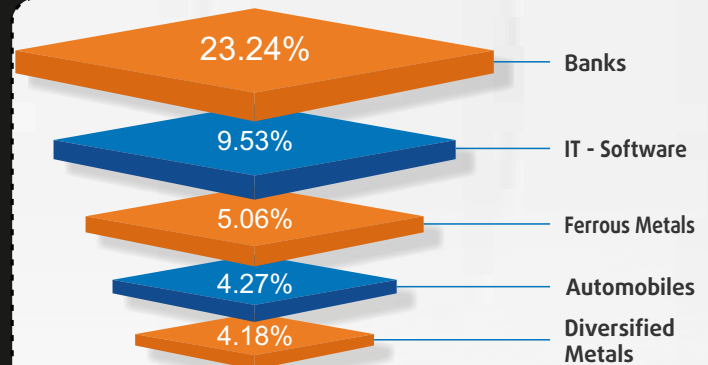
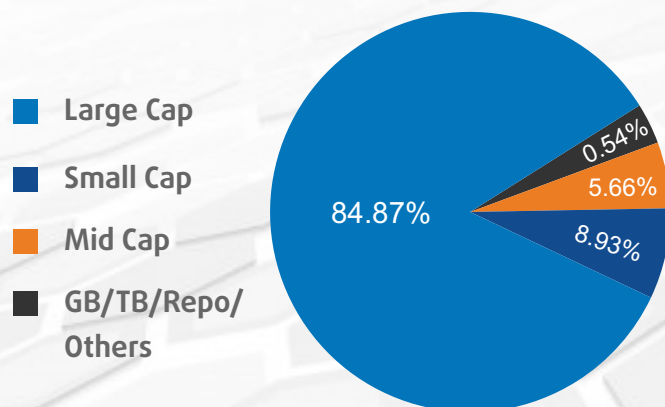
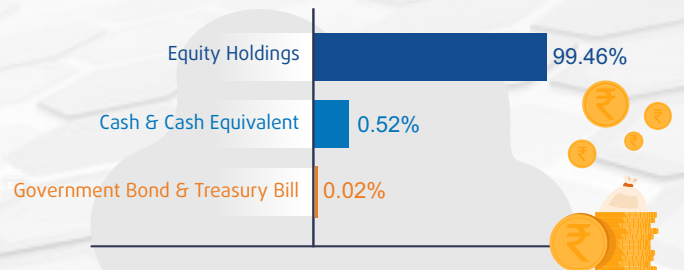
##BSE SENSEX TRI

[^] Past performance may or may not be sustained in the future. ^{*}Date of Allotment - June 29, 2021. Above returns are in Compounded Annual Growth Rate (CAGR). [@] In case, the start date or the end date of the concerned period is a non-business day, the NAV of the previous business day is considered for computation of returns.

- Mr. Alok Singh and Mr. Nilesh Jethani have been managing this scheme from October 1, 2024. In addition to this, Mr. Alok Singh manages 8 open-ended schemes and co-manages 1 open ended scheme of Bank of India Mutual Fund and Mr. Nilesh Jethani manages 2 close ended, 1 open ended and co-manages 1 open ended scheme of Bank of India Mutual Fund.
- Period for which scheme's performance has been provided is computed basis on last working day of the Month-end preceding the date of publication.
- Different plans shall have a different expense structure.
- For performance of other schemes managed by Mr. Alok Singh and Mr. Nilesh Jethani and direct plan of this scheme, [click here](#)

Top 10 Equity Holdings

| | |
|--|-------|
| HDFC Bank Limited | 8.49% |
| State Bank of India | 6.02% |
| ICICI Bank Limited | 4.77% |
| Vedanta Limited | 4.18% |
| Reliance Industries Limited | 4.12% |
| Adani Ports and Special Economic Zone Ltd. | 3.58% |
| Tata Steel Limited | 3.17% |
| Infosys Limited | 3.14% |
| ITC Limited | 2.88% |
| Tech Mahindra Limited | 2.85% |

Top 5 Sector Allocation**MCAP Categorization****Asset Allocation**

The above details are as on December 31, 2025



1800-266-2676 & 1800-103-2263



www.boimf.in



service@boimf.in

To invest scan the QR code:

**MUTUAL FUND INVESTMENTS ARE SUBJECT TO MARKET RISKS, READ ALL SCHEME RELATED DOCUMENTS CAREFULLY.**