

SMALL
CAP
FUND

LARGE CAP FUND

MID
CAP
FUND

HYBRID
FUND

LIQUID
FUND

SECTORAL
FUND

THEMATIC
FUND

**Bank of India
Large Cap Fund#**

AT THE CENTRE
OF EVERY
**SAVINGS &
INVESTMENT
PORTFOLIO**

Features



More resilient
in adverse
market conditions



Long term capital
appreciation



Investment in companies
having long term
performance track
record & financial
stability

PRODUCT LABEL	Risk-o-meter is based on the scheme portfolio as on July 31, 2025	Benchmark* Risk-o-meter as on July 31, 2025	Bank of India Large Cap Fund# (Formerly Bank of India Bluechip Fund) (An open ended equity scheme predominantly investing in Large Cap Stocks)
	<p>Investors understand that their principal will be at very high risk</p>	<p>Benchmark riskometer is at very high risk</p>	<p>This product is suitable for investors who are seeking*</p> <ul style="list-style-type: none"> Long term capital appreciation. Investment predominantly in equity and equity-related instruments of large cap companies. <p>*Investor should consult their financial advisor if they are not clear about the suitability of the product.</p>

#NIFTY 100 TRI (Tier 1)



1800-266-2676 & 1800-103-2263



www.boimf.in



service@boimf.in

To invest scan the QR code:



MUTUAL FUND INVESTMENTS ARE SUBJECT TO MARKET RISKS, READ ALL SCHEME RELATED DOCUMENTS CAREFULLY.

**Date of Allotment**

June 29, 2021

**Benchmark**

Tier 1: NIFTY 100 TRI

Fund Performance - Regular Plan

(As on July 31, 2025)

Fund Manager - Alok Singh and Nilesh Jethani**Current Value of Standard Investment of ₹ 10000**

Period [@]	Scheme Returns (%) [^]	Benchmark Returns (%) [#]	Additional Benchmark Returns ^{##} (%)	Scheme Returns (₹)	Benchmark Returns (₹)	Additional Benchmark Returns ^{##} (₹)
1 year	-6.53%	-1.32%	0.54%	9,347	9,868	10,054
3 years	15.21%	14.59%	13.52%	17,847	17,454	16,797
5 years	NA	NA	NA	NA	NA	NA
Since inception*	11.72%	13.22%	12.60%	15,740	16,624	16,255

#Nifty 100 TRI

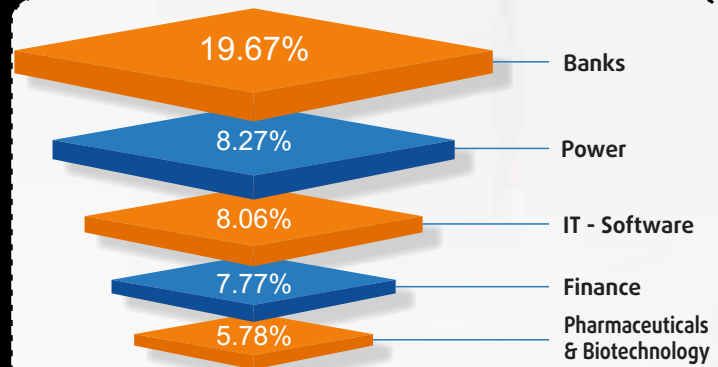
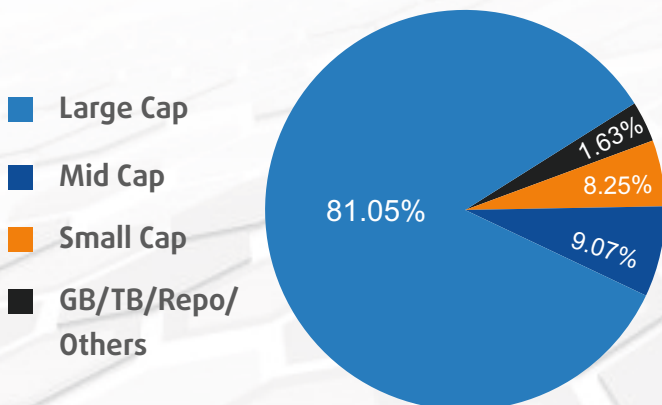
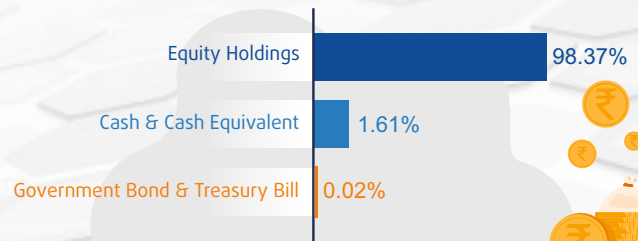
##BSE SENSEX TRI

[^] Past performance may or may not be sustained in the future. *Date of Allotment - June 29, 2021. Above returns are in Compounded Annual Growth Rate (CAGR). [@] In case, the start date or the end date of the concerned period is a non-business day, the NAV of the previous business day is considered for computation of returns.

- Mr. Alok Singh and Mr. Nilesh Jethani have been managing this scheme from October 1, 2024. In addition to this, Mr. Alok Singh manages 7 other open-ended schemes and co-manages 1 open ended scheme of Bank of India Mutual Fund and Mr. Nilesh Jethani manages 2 close ended, 1 open ended and co-manages 1 open ended scheme of Bank of India Mutual Fund.
- Period for which scheme's performance has been provided is computed basis on last working day of the Month-end preceding the date of publication.
- Different plans shall have a different expense structure.
- For performance of other schemes managed by Mr. Alok Singh and Mr. Nilesh Jethani and direct plan of this scheme, [click here](#)

Top 10 Equity Holdings

HDFC Bank Limited	8.70%
ICICI Bank Limited	5.27%
State Bank of India	4.82%
Reliance Industries Limited	3.78%
Shriram Finance Limited	3.24%
Dr. Reddy's Laboratories Limited	3.14%
Hyundai Motor India Ltd	3.06%
ITC Limited	3.05%
NTPC Limited	3.04%
Tata Steel Limited	3.01%

Top 5 Sector Allocation**MCAP Categorization****Asset Allocation**

The above details are as on July 31, 2025



1800-266-2676 & 1800-103-2263



www.boimf.in



service@boimf.in

To invest scan the QR code:

**MUTUAL FUND INVESTMENTS ARE SUBJECT TO MARKET RISKS, READ ALL SCHEME RELATED DOCUMENTS CAREFULLY.**