



Exposure to market leaders with potential of future leaders

Bank of India Large & Mid Cap Equity Fund

Features



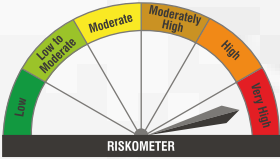
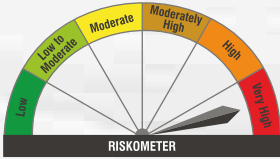
Predominantly invests in the stocks of the companies with large & medium sized capitalisations



Lesser Risk than Pure Mid Cap Fund



Diversified Portfolio

PRODUCT LABEL	Risk-o-meter is based on the scheme portfolio as on February 28, 2025	Benchmark* Risk-o-meter as on February 28, 2025	Bank of India Large & Mid Cap Equity Fund (An open ended equity scheme investing in both large cap and mid cap stocks)
	 <p>Investors understand that their principal will be at very high risk</p>	 <p>Benchmark riskometer is at very high risk</p>	<p>This product is suitable for investors who are seeking*</p> <ul style="list-style-type: none"> • Long-term capital growth. • Investment in equity and equityrelated securities including equity derivatives of companies across market capitalisations. <p>*Investor should consult their financial advisor if they are not clear about the suitability of the product.</p>

#BSE 250 LargeMidCap Total Return Index (TRI)



1800-266-2676 & 1800-103-2263



www.boimf.in



service@boimf.in

To invest scan the QR code:



Fund Performance

(As on February 28, 2025)

Fund Manager - Nitin Gosar | Current Value of Standard Investment of ₹ 10000


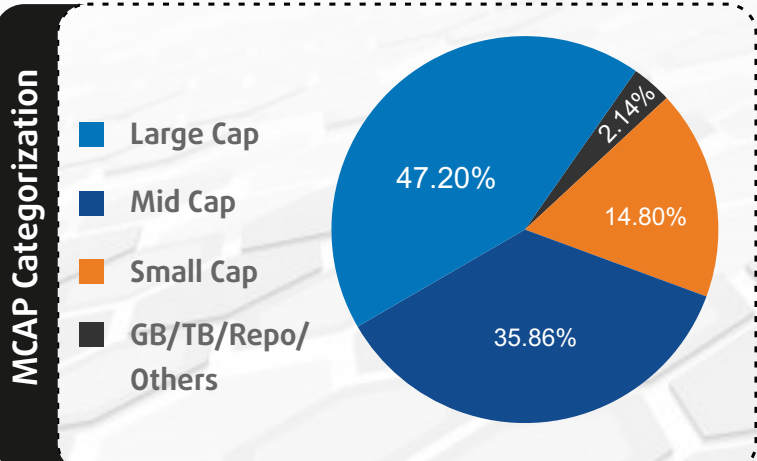
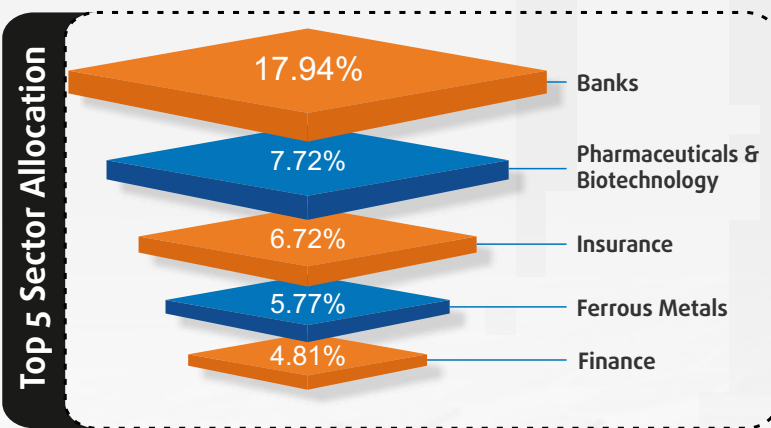
Period [@]	Scheme Returns (%) [^]		Benchmark Returns* (%)	Additional Benchmark Returns ^{##} (%)	Scheme Returns (₹)		Benchmark Returns* (₹)	Additional Benchmark Returns ^{##} (₹)
	Regular Plan*	Direct Plan#			Regular Plan*	Direct Plan#		
1 year	-4.69%	-3.60%	0.32%	1.89%	9,531	9,640	10,032	10,189
3 years	12.14%	13.31%	12.35%	10.92%	14,106	14,555	14,187	13,652
5 years	15.86%	17.08%	17.50%	15.94%	20,898	22,019	22,421	20,966
Since inception	13.01%	13.34%	14.99%	13.81%	74,040	45,889	98,355	83,126

#BSE 250 LargeMidCap Total Return Index (TRI)

##Nifty 50 TRI

[^] Past performance may or may not be sustained in the future. Date of Allotment - ***Regular Plan:** October 21, 2008 #**Direct Plan:** January 1, 2013. Above returns are in Compounded Annual Growth Rate (CAGR). [@] In case, the start date or the end date of the concerned period is a non-business day, the NAV of the previous business day is considered for computation of returns.

- Mr. Nitin Gosar has been appointed Fund Manager for this scheme w.e.f. from September 27, 2022. In addition to this scheme, he manages 3 open ended schemes of Bank of India Mutual Fund.
 - Period for which scheme's performance has been provided is computed basis on last working day of the Month-end preceding the date of publication.
 - Different plans shall have a different expense structure.
- For performance of other schemes managed by Mr. Nitin Gosar, [click here](#)



The above details are as on February 28, 2025

