



Exposure to market leaders with potential of future leaders

Bank of India Large & Mid Cap Fund[^]

(Formerly Bank of India Large & Mid Cap Equity Fund)

Features



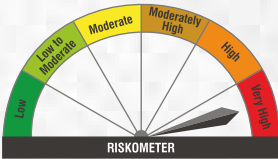
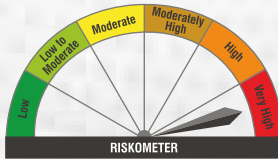
Predominantly invests in the stocks of the companies with large & medium sized capitalisations



Lesser Risk than Pure Mid Cap Fund



Diversified Portfolio

PRODUCT LABEL	Risk-o-meter is based on the scheme portfolio as on April 30, 2026	Benchmark [#] Risk-o-meter as on April 30, 2026	Bank of India Large & Mid Cap Fund# (Formerly Bank of India Large & Mid Cap Equity Fund) (An open ended equity scheme investing in both large cap and mid cap stocks)
	 <p>Investors understand that their principal will be at very high risk</p>	 <p>Benchmark riskometer is at very high risk</p>	<p>This product is suitable for investors who are seeking*</p> <ul style="list-style-type: none"> • Long-term capital growth. • Investment in equity and equity related securities including equity derivatives of companies across market capitalisations.

#BSE 250 LargeMidCap Total Return Index (TRI)

[^]The name of the Scheme has changed pursuant to addendum number 11/2025-26. For further details click on the link: <https://www.boimf.in/docs/default-source/reports/addenda-notice/change-in-nomenclature-of-schemes-july-10-2025.pdf?>



1800-266-2676 & 1800-103-2263



www.boimf.in



service@boimf.in

To invest scan the QR code:



Bank of India Mutual Fund - SEBI Registration Number: MF/056/08/01

MUTUAL FUND INVESTMENTS ARE SUBJECT TO MARKET RISKS, READ ALL SCHEME RELATED DOCUMENTS CAREFULLY.

Fund Performance - Regular Plan


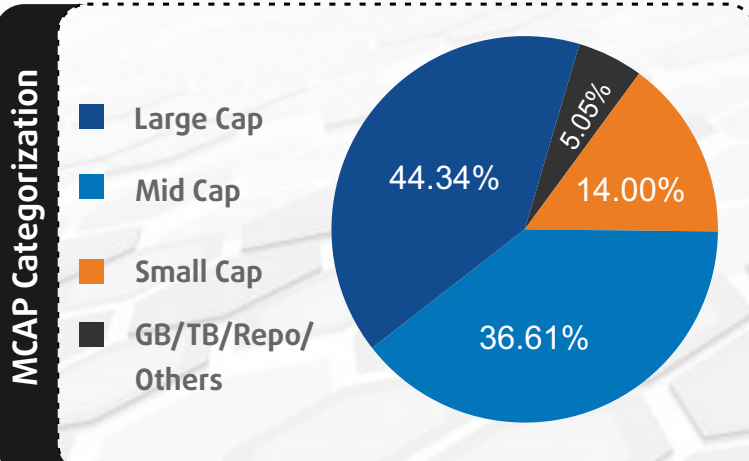
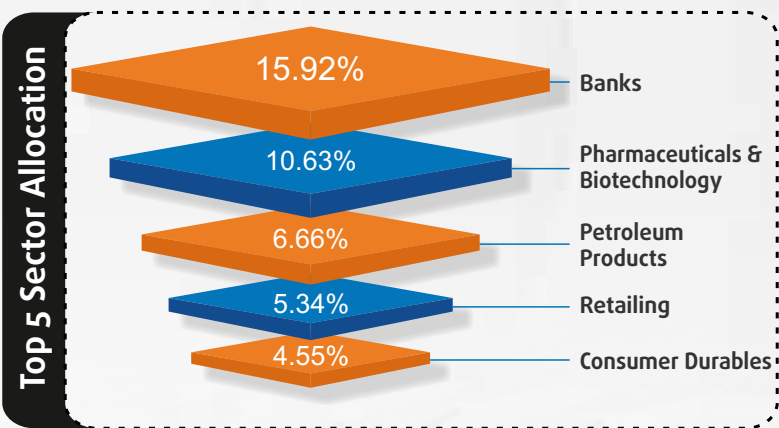
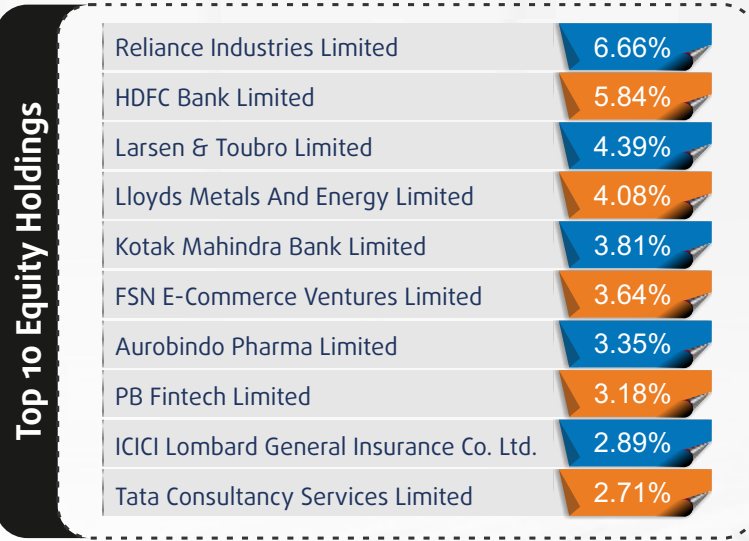
(As on April 30, 2026)

Fund Manager - Nitin Gosar				Current Value of Standard Investment of ₹ 10000		
Period [@]	Scheme Returns (%) [^]	Benchmark Returns [#] (%)	Additional Benchmark Returns ^{##} (%)	Scheme Returns (₹)	Benchmark Returns [#] (₹)	Additional Benchmark Returns ^{##} (₹)
1 year	9.25%	3.05%	-0.28%	10,925	10,305	9,972
3 years	16.06%	14.45%	11.18%	15,654	15,008	13,753
5 years	14.86%	13.50%	11.69%	19,996	18,844	17,382
Since inception*	13.33%	14.78%	13.43%	89,760	1,12,226	91,196

#BSE 250 LargeMidCap Total Return Index (TRI)
##Nifty 50 TRI

[^] Past performance may or may not be sustained in the future. Date of Allotment - October 21, 2008
Above returns are in Compounded Annual Growth Rate (CAGR). [@] In case, the start date or the end date of the concerned period is a non-business day, the NAV of the previous business day is considered for computation of returns.

- Mr. Nitin Gosar has been appointed Fund Manager for this scheme w.e.f. from September 27, 2022. In addition to this scheme, he manages 3 open ended schemes of Bank of India Mutual Fund.
- Period for which scheme's performance has been provided is computed basis on last working day of the Month-end preceding the date of publication.
- Different plans shall have a different expense structure.
- For performance of other schemes managed by Mr. Nitin Gosar and direct plan of this scheme, [click here](#)



The above details are as on April 30, 2026



MUTUAL FUND INVESTMENTS ARE SUBJECT TO MARKET RISKS, READ ALL SCHEME RELATED DOCUMENTS CAREFULLY.