

Exposure to market leaders with potential of future leaders

Bank of India Large & Mid Cap Fund#



Features



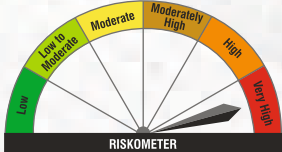
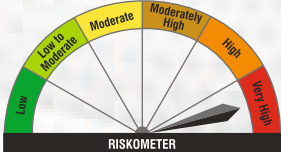
Predominantly invests in the stocks of the companies with large & medium sized capitalisations



Lesser Risk than Pure Mid Cap Fund



Diversified Portfolio

PRODUCT LABEL	Risk-o-meter is based on the scheme portfolio as on July 31, 2025	Benchmark [#] Risk-o-meter as on July 31, 2025	Bank of India Large & Mid Cap Fund# (Formerly Bank of India Large & Mid Cap Equity Fund) (An open ended equity scheme investing in both large cap and mid cap stocks)
	 <p>Investors understand that their principal will be at very high risk</p>	 <p>Benchmark riskometer is at very high risk</p>	<p>This product is suitable for investors who are seeking*</p> <ul style="list-style-type: none"> Long-term capital growth. Investment in equity and equity related securities including equity derivatives of companies across market capitalisations. <p>*Investor should consult their financial advisor if they are not clear about the suitability of the product.</p>

#BSE 250 LargeMidCap Total Return Index (TRI)



1800-266-2676 & 1800-103-2263



www.boimf.in



service@boimf.in

To invest scan the QR code:



MUTUAL FUND INVESTMENTS ARE SUBJECT TO MARKET RISKS, READ ALL SCHEME RELATED DOCUMENTS CAREFULLY.

Fund Performance - Regular Plan

(As on July 31, 2025)

Fund Manager - Nitin Gosar

Current Value of Standard Investment of ₹ 10000

Period [@]	Scheme Returns (%) ^	Benchmark Returns [#] (%)	Additional Benchmark Returns ^{##} (%)	Scheme Returns (₹)	Benchmark Returns [#] (₹)	Additional Benchmark Returns ^{##} (₹)
1 year	-6.87%	-1.82%	0.54%	9,313	9,818	10,054
3 years	17.17%	16.19%	14.29%	16,108	15,705	14,946
5 years	20.98%	20.94%	18.88%	25,927	25,890	23,751
Since inception*	13.69%	15.53%	14.25%	86,180	112,928	93,677

#BSE 250 LargeMidCap Total Return Index (TRI)

##Nifty 50 TRI

^ Past performance may or may not be sustained in the future. Date of Allotment - October 21, 2008

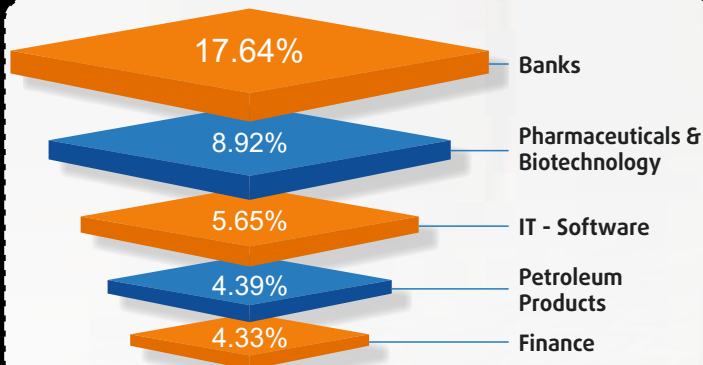
Above returns are in Compounded Annual Growth Rate (CAGR). @ In case, the start date or the end date of the concerned period is a non-business day, the NAV of the previous business day is considered for computation of returns.

- Mr. Nitin Gosar has been appointed Fund Manager for this scheme w.e.f. from September 27, 2022. In addition to this scheme, he manages 3 open ended schemes of Bank of India Mutual Fund.
- Period for which scheme's performance has been provided is computed basis on last working day of the Month-end preceding the date of publication.
- Different plans shall have a different expense structure.
- For performance of other schemes managed by Mr. Nitin Gosar and direct plan of this scheme, [click here](#)

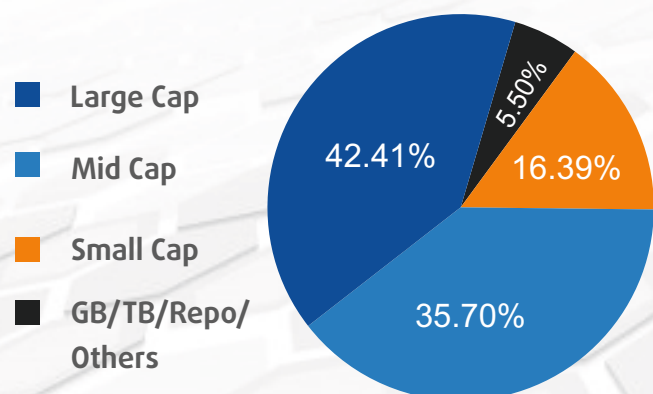
Top 10 Equity Holdings

HDFC Bank Limited	8.00%
Reliance Industries Limited	4.39%
Lloyds Metals And Energy Limited	3.74%
ICICI Lombard General Insurance Co. Ltd.	3.46%
Larsen & Toubro Limited	3.30%
PB Fintech Limited	3.20%
Kotak Mahindra Bank Limited	3.01%
Eris Lifesciences Limited	2.98%
Indian Bank	2.94%
Manorama Industries Limited	2.87%


Top 5 Sector Allocation



MCAP Categorization



Asset Allocation



The above details are as on July 31, 2025



1800-266-2676 & 1800-103-2263



www.boimf.in



service@boimf.in

To invest scan the QR code:



MUTUAL FUND INVESTMENTS ARE SUBJECT TO MARKET RISKS, READ ALL SCHEME RELATED DOCUMENTS CAREFULLY.