



Three is better than one

# Get the benefits of a diversified portfolio with **Bank of India Flexi Cap Fund**

## Features



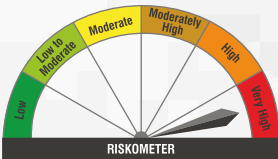
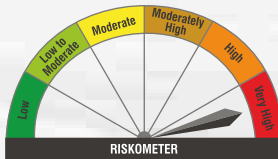
**Offer Flexibility**



**Better Investment Possibilities**



**Investment opportunity across various market capitalisation**

PRODUCT LABEL	Risk-o-meter is based on the scheme portfolio as on February 28, 2025	Benchmark* Risk-o-meter as on February 28, 2025	Bank of India Flexi Cap Fund (An open ended dynamic equity scheme investing across large cap, mid cap, small cap stocks)
	 <p>Investors understand that their principal will be at very high risk</p>	 <p>Benchmark riskometer is at very high risk</p>	<p>This product is suitable for investors who are seeking*:</p> <ul style="list-style-type: none"> <li>• Capital appreciation over medium to long term.</li> <li>• Investment in a diversified portfolio consisting of equity and equity related instruments across market capitalization.</li> </ul> <p>*Investor should consult their financial advisor if they are not clear about the suitability of the product.</p>

#BSE 500 TRI



1800-266-2676 & 1800-103-2263



[www.boimf.in](http://www.boimf.in)



[service@boimf.in](mailto:service@boimf.in)

To invest scan the QR code:



**Fund Performance**

(As on February 28, 2025)

**Fund Manager - Alok Singh**

**Current Value of Standard Investment of ₹ 10000**

Period <sup>@</sup>	Scheme Returns (%) <sup>^</sup>		Benchmark Returns <sup>#</sup> (%)	Additional Benchmark Returns <sup>##</sup> (%)	Scheme Returns (₹)		Benchmark Returns <sup>#</sup> (₹)	Additional Benchmark Returns <sup>##</sup> (₹)
	Regular Plan <sup>*</sup>	Direct Plan <sup>*</sup>			Regular Plan <sup>*</sup>	Direct Plan <sup>*</sup>		
1 year	-4.00%	-2.57%	-0.41%	1.89%	9,600	9,743	9,959	10,189
3 years	14.79%	16.53%	12.64%	10.92%	15,132	15,831	14,295	13,652
5 years	NA	NA	NA	NA	NA	NA	NA	NA
Since inception	25.18%	27.18%	21.29%	19.14%	28,570	30,760	24,645	22,675

#BSE 500 Total Return Index (TRI)

##Nifty 50 TRI

<sup>^</sup> Past performance may or may not be sustained in the future. <sup>\*</sup>Date of Allotment - June 29, 2020.

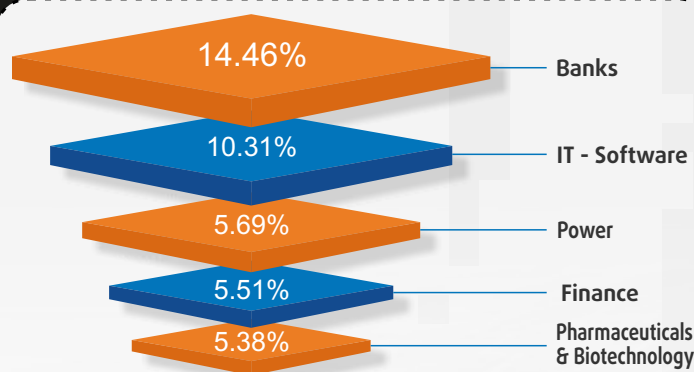
Above returns are in Compounded Annual Growth Rate (CAGR). <sup>@</sup> In case, the start date or the end date of the concerned period is a non-business day, the NAV of the previous business day is considered for computation of returns.

- Mr. Alok Singh has been managing the Scheme since June 29, 2020. In addition to this, he manages 7 other open ended schemes and co-manages 1 scheme of Bank of India Mutual Fund.
- Period for which scheme's performance has been provided is computed basis on last working day of the Month-end preceding the date of publication.
- Different plans shall have a different expense structure. For performance of other schemes managed by Mr. Alok Singh, [click here](#)

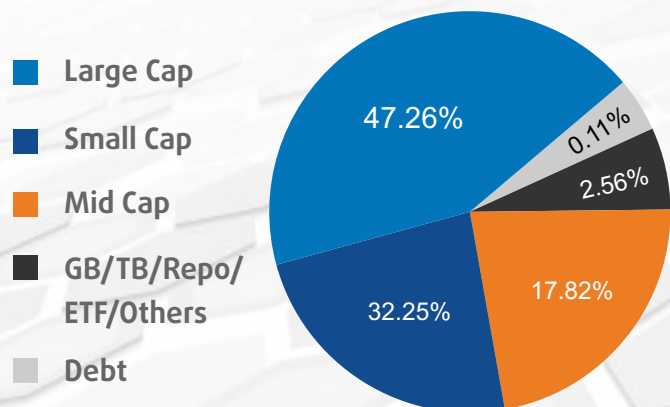
**Top 10 Equity Holdings**

HDFC Bank Limited	5.09%
State Bank of India	4.88%
Vedanta Limited	4.46%
Coforge Limited	3.98%
Lloyds Metals And Energy Limited	3.31%
Hindustan Aeronautics Limited	2.70%
NTPC Green Energy Limited	2.54%
ICICI Bank Limited	2.48%
Bharti Airtel Limited	2.28%
REC Limited	2.12%

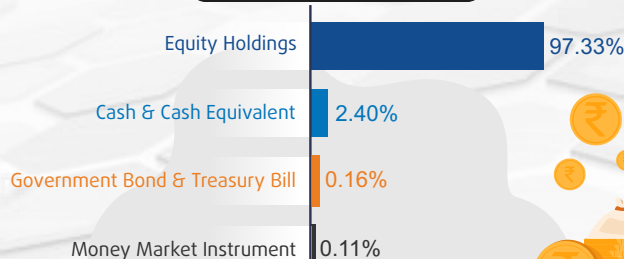
**Top 5 Sector Allocation**



**MCAP Categorization**



**Asset Allocation**



The above details are as on February 28, 2025



1800-266-2676 & 1800-103-2263



www.boimf.in



service@boimf.in

To invest scan the QR code:

