

# Shape a Future for growth



Get the Benefits of a diversified portfolio with

## Bank of India Flexi Cap Fund

### Key Features



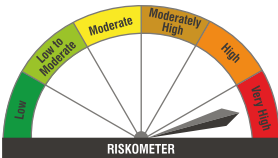
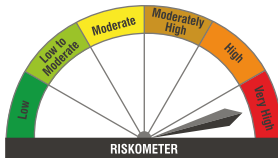
Offers Flexibility



Better Investment Possibilities



Investment opportunity across various market capitalisation

PRODUCT LABEL	Risk-o-meter is based on the scheme portfolio as on December 31, 2025	Benchmark* Risk-o-meter as on December 31, 2025	Bank of India Flexi Cap Fund (An open ended dynamic equity scheme investing across large cap, mid cap, small cap stocks)
	 <p>Investors understand that their principal will be at very high risk</p>	 <p>Benchmark riskometer is at very high risk</p>	<p>This product is suitable for investors who are seeking*:</p> <ul style="list-style-type: none"> <li>Capital appreciation over medium to long term.</li> <li>Investment in a diversified portfolio consisting of equity and equity related instruments across market capitalization.</li> </ul> <p>*Investor should consult their financial advisor if they are not clear about the suitability of the product.</p>

#BSE 500 TRI



1800-266-2676 & 1800-103-2263



[www.boimf.in](http://www.boimf.in)



[service@boimf.in](mailto:service@boimf.in)

To invest scan the QR code:



**Date of Allotment**

June 29, 2020

**Benchmark**BSE 500 Total Return Index (TRI)  
(w.e.f. June 01, 2024)**Fund Performance - Regular Plan**

(As on December 31, 2025)

**Fund Manager - Alok Singh****Current Value of Standard  
Investment of ₹ 10000**

Period <sup>@</sup>	Scheme Returns (%) ^	Benchmark Returns <sup>#</sup> (%)	Additional Benchmark Returns <sup>##</sup> (%)	Scheme Returns (₹)	Benchmark Returns <sup>#</sup> (₹)	Additional Benchmark Returns <sup>##</sup> (₹)
1 year	-0.31%	7.63%	11.88%	9,969	10,763	11,188
3 years	20.98%	16.37%	14.29%	17,727	15,774	14,941
5 years	20.71%	16.81%	14.67%	25,639	21,753	19,832
Since inception*	25.73%	21.89%	19.78%	35,330	29,773	27,049

#BSE 500 Total Return Index (TRI)

##Nifty 50 TRI

^ Past performance may or may not be sustained in the future.

\*Date of Allotment - June 29, 2020.

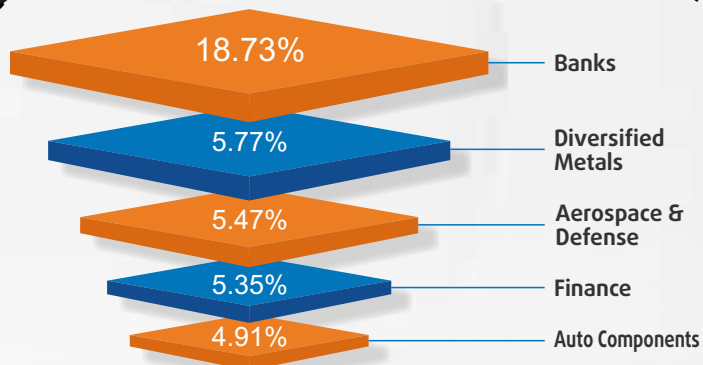
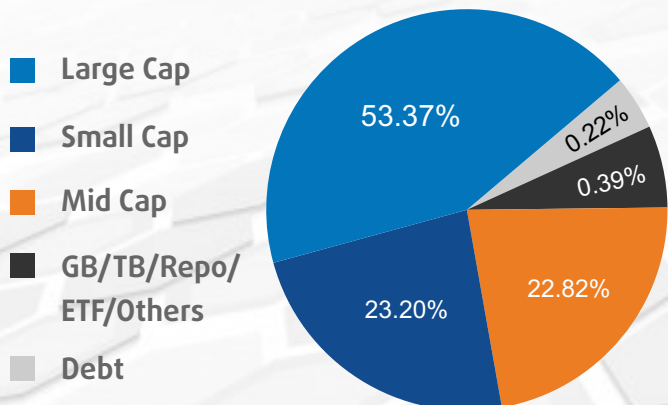

Above returns are in Compounded Annual Growth Rate (CAGR).

@ In case, the start date or the end date of the concerned period is a non-business day, the NAV of the previous business day is considered for computation of returns.

- Mr. Alok Singh has been managing the Scheme since June 29, 2020. In addition to this, he manages 7 open ended schemes and co-manages 2 open ended schemes of Bank of India Mutual Fund.
- Period for which scheme's performance has been provided is computed basis on last working day of the Month-end preceding the date of publication.
- Different plans shall have a different expense structure.
- For performance of other schemes managed by Mr. Alok Singh and direct plan of this scheme, [click here](#)

**Top 10 Equity Holdings**

Vedanta Limited	5.77%
State Bank of India	5.71%
ICICI Bank Limited	3.89%
Lloyds Metals And Energy Limited	3.53%
Bharti Airtel Limited	3.40%
Hindustan Aeronautics Limited	3.32%
ITC Limited	3.09%
HDFC Bank Limited	2.92%
CreditAccess Grameen Limited	2.80%
UNO Minda Limited	2.58%

**Top 5 Sector Allocation****MCAP Categorization****Asset Allocation**

The above details are as on December 31, 2025



1800-266-2676 &amp; 1800-103-2263

[www.boimf.in](http://www.boimf.in)[service@boimf.in](mailto:service@boimf.in)

To invest scan the QR code:

**MUTUAL FUND INVESTMENTS ARE SUBJECT TO MARKET RISKS, READ ALL SCHEME RELATED DOCUMENTS CAREFULLY.**