



Shape a Future for Growth!

Bank of India Flexi Cap Fund



About the Fund

Bank of India Flexi Cap Fund invests in large-cap, mid-cap, and small-cap stocks to generate long-term capital appreciation by predominantly investing in equity and equity-related securities. Under normal market conditions, the fund will invest 65% to 100% of assets in a diversified portfolio of large-cap, mid-cap, and small-cap companies with sustainable business models and potential for capital appreciation.

Sector Allocation

	Sector	Fund	Benchmark	Under/ Over Weight
Top 3 sectors	Metals & Mining	13.42	4.16	9.26
	Capital Goods	16.46	7.55	8.91
	Consumer Durables	5.12	2.79	2.33
Bottom 3 sectors	Information Technology	1.99	6.62	-4.63
	Oil, Gas & Consumable Fuels	1.88	7.56	-5.68
	Financial Services	21.45	29.55	-8.10


Benefits of the Fund

-  Across Market Cap Exposure
-  Flexibility To Invest Across Sector
-  Potential For Better Risk Adjusted Growth


Top 10 Equity Holdings


Company	Market Value (%)
State Bank of India	4.44%
Quality Power Electrical Eqp Ltd	3.68%
Lloyds Metals And Energy Limited	3.63%
Hindustan Aeronautics Limited	3.34%
Sky Gold And Diamonds Limited	2.91%
ICICI Bank Limited	2.88%
Bharti Airtel Limited	2.86%
Adani Ports & Special Eco Zone Ltd.	2.64%
HDFC Bank Limited	2.50%
Power Finance Corporation Limited	2.49%

Fund Facts


Inception Date
June 29, 2020


Assets Under Management (AUM)
₹ 2,459.86 Cr


Total number of stocks
70


Total Expense Ratio (TER)
Regular Plan: 1.66%
Direct Plan: 0.46%



Options

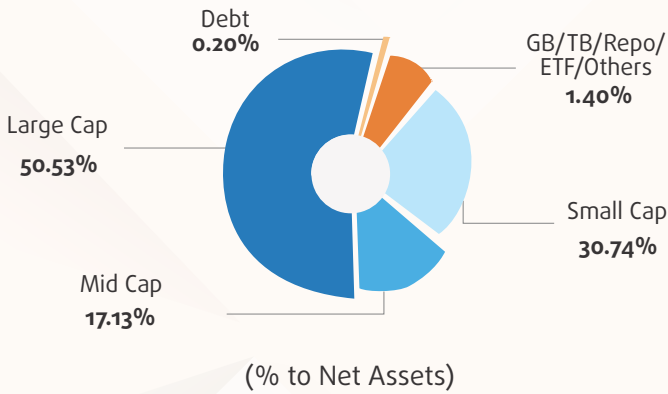
-Growth
-Income Distribution cum Capital Withdrawal (IDCW) (Reinvestment of IDCW & payout of IDCW option)



Exit Load

-For redemption/switch out of initial units allotted within 3 months from the date of allotment :1% Exit Load
-Any redemption/switch out from the date of allotment of units after 3 months: NIL

Market Cap Categorisation



Asset Allocation

Asset Class	% to Net Assets
Equity Holdings	98.40%
Cash & Cash Equivalent	1.38%
Money Market Instruments	0.20%
Government Bond & Treasury Bill	0.02%

Fund Performance - Regular Plan - Growth Option

(As on May 29, 2026)

Fund Manager - Alok Singh				Current Value of Standard Investment of ₹ 10000		
Period@	Scheme Returns (%)^	Benchmark Returns (BSE 500 TRI) (%)	Additional Benchmark Returns (Nifty 50 TRI) (%)	Scheme Returns (₹)	Benchmark Returns (BSE 500 TRI) (₹)	Additional Benchmark Returns (Nifty 50 TRI) (₹)
1 year	6.51%	-0.07%	-3.84%	10,651	9,993	9,616
3 years	21.07%	13.48%	9.54%	17,738	14,608	13,140
5 years	16.77%	12.30%	9.88%	21,699	17,854	16,012
Since inception*	24.24%	19.16%	16.30%	36,150	28,234	24,449

^ Past performance may or may not be sustained in the future. Above returns are in Compounded Annual Growth Rate (CAGR).

*Date of Allotment - June 29, 2020.

@ In case, the start date or the end date of the concerned period is a non-business day, the NAV of the previous business day is considered for computation of returns

- Mr. Alok Singh has been managing the Scheme since June 29, 2020. In addition to this, he manages 7 other open ended schemes and co-manages 2 scheme of Bank of India Mutual Fund.
- Period for which scheme's performance has been provided is computed basis on last working day of the Month-end preceding the date of publication.
- Different plans shall have a different expense structure.

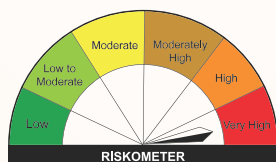
For performance of other schemes managed by Mr. Alok Singh and direct plan of this scheme, [click here](#). All the above data is as on May 31, 2026.

To invest scan the QR code:



PRODUCT LABEL

Risk-o-meter is based on the scheme portfolio as on May 31, 2026



Investors understand that their principal will be at very high risk

Benchmark* Risk-o-meter as on May 31, 2026



Benchmark riskometer is at very high risk

Bank of India Flexi Cap Fund

(An open ended dynamic equity scheme investing across large cap, mid cap, small cap stocks)

This product is suitable for investors who are seeking*:

- Capital appreciation over medium to long term.
- Investment in a diversified portfolio consisting of equity and equity related instruments across market capitalization.

*Investor should consult their financial advisor if they are not clear about the suitability of the product.

#BSE 500 Total Return Index (TRI)

MUTUAL FUND INVESTMENTS ARE SUBJECT TO MARKET RISKS, READ ALL SCHEME RELATED DOCUMENTS CAREFULLY.