


Enjoy the flavor of every layer

Bank of India Mid & Small Cap Equity & Debt Fund



Features



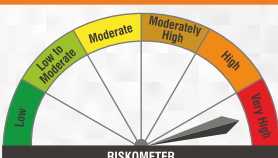

Long term capital appreciation



Minimizes volatility with the help of debt instruments



Facilitates income distribution

PRODUCT LABEL	Risk-o-meter is based on the scheme portfolio as on November 30, 2024	Benchmark [#] Risk-o-meter as on November 30, 2024	Bank of India Mid & Small Cap Equity & Debt Fund (An open ended hybrid scheme investing predominantly in equity and equity related instruments)
			This product is suitable for investors who are seeking* <ul style="list-style-type: none"> • Long term capital appreciation and income distribution. • Equity fund investing in Mid & Small Cap equity and equity related securities (not part of the top 100 stocks by market capitalization) as well as fixed income securities.
	➤ Investors understand that their principal will be at very high risk	➤ Benchmark riskometer is at high risk	*Investor should consult their financial advisor if they are not clear about the suitability of the product.

#Nifty Midsmallcap 400 TRI (70%) & CRISIL Short Term Bond Fund Index (30%)



1800-266-2676 & 1800-103-2263



www.boimf.in



service@boimf.in

To invest scan the QR code:



**Date of Allotment**

July 20, 2016

**Benchmark**

NIFTY MidSmallcap 400 Total Return Index (TRI) : 70%; CRISIL Short Term Bond Fund Index: 30%

Fund Performance**(As on November 29, 2024)****Fund Manager - Alok Singh****Current Value of Standard Investment of ₹ 10000**

Period [@]	Scheme Returns (%) [^]		Benchmark Returns [#] (%)	Additional Benchmark Returns ^{##} (%)	Scheme Returns (₹)		Benchmark Returns [#] (₹)	Additional Benchmark Returns ^{##} (₹)
	Regular Plan [*]	Direct Plan [*]			Regular Plan [*]	Direct Plan [*]		
1 year	28.56%	30.12%	25.24%	21.27%	12,856	13,012	12,524	12,127
3 years	18.63%	19.89%	18.91%	13.76%	16,694	17,232	16,815	14,723
5 years	26.20%	27.43%	22.26%	16.21%	32,055	33,643	27,352	21,208
Since inception	17.49%	18.58%	16.20%	14.55%	38,530	41,650	35,128	31,177

#Nifty Midsmallcap 400 TRI (70%) & CRISIL Short Term Bond Fund Index (30%)

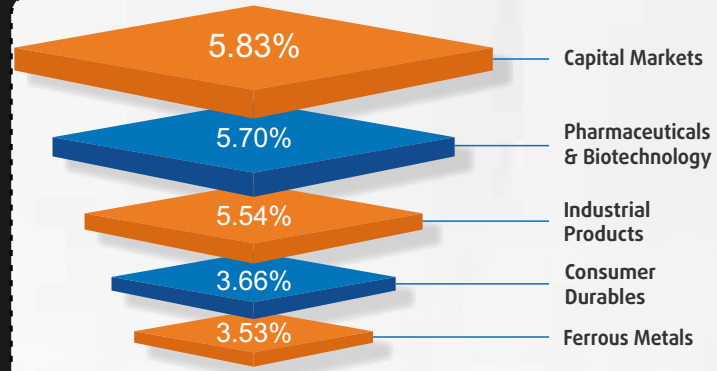
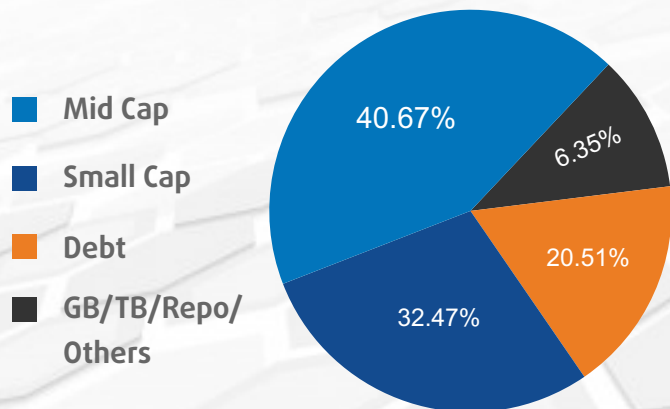

##Nifty 50 TRI

[^] Past performance may or may not be sustained in the future. *Date of Allotment - July 20, 2016. Above returns are in Compounded Annual Growth Rate (CAGR). @ In case, the start date or the end date of the concerned period is a non-business day, the NAV of the previous business day is considered for computation of returns.

- Mr. Alok Singh has been managing this scheme from February 16, 2017. In addition to this, he manages 7 other open-ended schemes and co-manages 1 scheme of Bank of India Mutual Fund.
 - Period for which scheme's performance has been provided is computed basis on last working day of the Month-end preceding the date of publication.
 - Different plans shall have a different expense structure.
- For performance of other schemes managed by Mr. Alok Singh, [click here](#)

Top 10 Equity Holdings

Jindal Stainless Limited	2.66%
Coforge Limited	2.39%
Swan Energy Limited	2.06%
Nippon Life India Asset Management Limited	2.05%
UNO Minda Limited	2.00%
Castrol India Limited	1.91%
Eris Lifesciences Limited	1.89%
Oil India Limited	1.82%
PB Fintech Limited	1.82%
Deepak Nitrite Limited	1.73%

Top 5 Sector Allocation**MCAP Categorization****Asset Allocation**

The above details are as on November 30, 2024



1800-266-2676 & 1800-103-2263

www.boimf.inservice@boimf.in

To invest scan the QR code:

**MUTUAL FUND INVESTMENTS ARE SUBJECT TO MARKET RISKS, READ ALL SCHEME RELATED DOCUMENTS CAREFULLY.**