


Enjoy the flavor of every layer

Bank of India Mid & Small Cap Equity & Debt Fund



Features



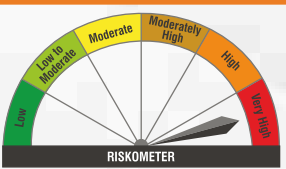
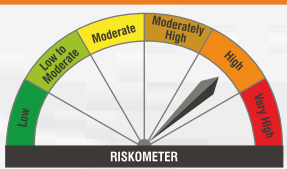
Long term capital appreciation



Minimizes volatility with the help of debt instruments



Facilitates income distribution

PRODUCT LABEL	Risk-o-meter is based on the scheme portfolio as on February 28, 2025	Benchmark [#] Risk-o-meter as on February 28, 2025	Bank of India Mid & Small Cap Equity & Debt Fund (An open ended hybrid scheme investing predominantly in equity and equity related instruments)
			This product is suitable for investors who are seeking* <ul style="list-style-type: none"> • Long term capital appreciation and income distribution. • Equity fund investing in Mid & Small Cap equity and equity related securities (not part of the top 100 stocks by market capitalization) as well as fixed income securities.
	Investors understand that their principal will be at very high risk	Benchmark riskometer is at high risk	*Investor should consult their financial advisor if they are not clear about the suitability of the product.

#Nifty Midsmallcap 400 TRI (70%) & CRISIL Short Term Bond Index (30%)



1800-266-2676 & 1800-103-2263



www.boimf.in



service@boimf.in

To invest scan the QR code:



**Date of Allotment**

July 20, 2016

**Benchmark**

NIFTY MidSmallcap 400 Total Return Index (TRI) : 70%; CRISIL Short Term Bond Fund Index: 30%

Fund Performance**(As on February 28, 2025)****Fund Manager - Alok Singh****Current Value of Standard Investment of ₹ 10000**

Period [@]	Scheme Returns (%) [^]		Benchmark Returns [#] (%)	Additional Benchmark Returns ^{##} (%)	Scheme Returns (₹)		Benchmark Returns [#] (₹)	Additional Benchmark Returns ^{##} (₹)
	Regular Plan [*]	Direct Plan [*]			Regular Plan [*]	Direct Plan [*]		
1 year	-1.19%	0.03%	0.95%	1.89%	9,881	10,003	10,095	10,189
3 years	13.72%	14.96%	15.12%	10.92%	14,711	15,199	15,263	13,652
5 years	20.35%	21.54%	19.05%	15.94%	25,270	26,553	23,936	20,966
Since inception	14.58%	15.66%	13.99%	12.99%	32,320	35,050	30,902	28,652

#Nifty Midsmallcap 400 TRI (70%) & CRISIL Short Term Bond Index (30%)

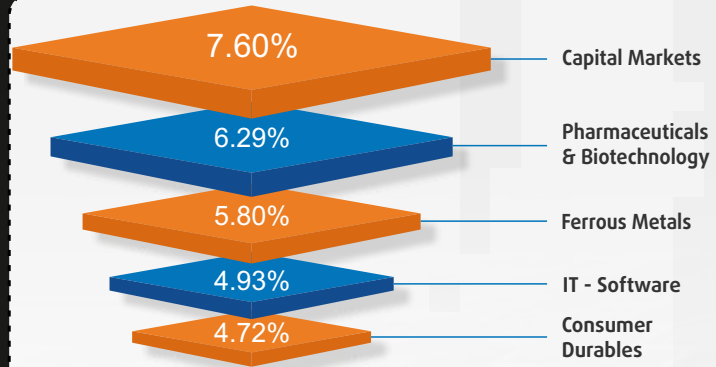
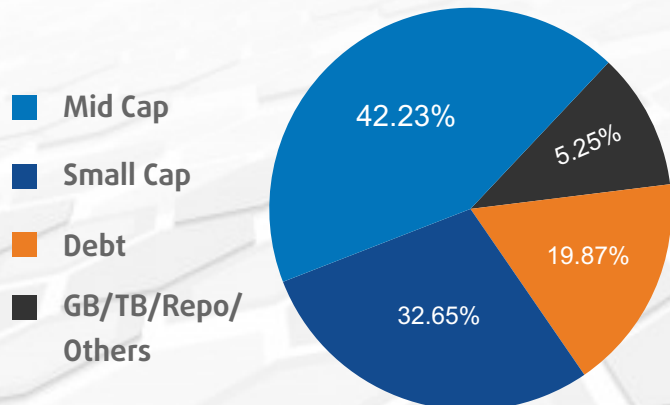
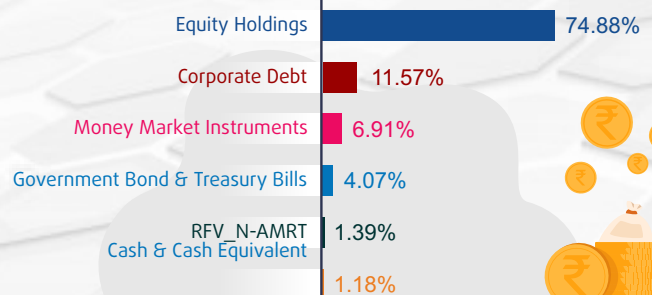
##Nifty 50 TRI

[^] Past performance may or may not be sustained in the future. *Date of Allotment - July 20, 2016. Above returns are in Compounded Annual Growth Rate (CAGR). [@] In case, the start date or the end date of the concerned period is a non-business day, the NAV of the previous business day is considered for computation of returns.

- Mr. Alok Singh has been managing this scheme from February 16, 2017. In addition to this, he manages 7 other open-ended schemes and co-manages 1 scheme of Bank of India Mutual Fund.
 - Period for which scheme's performance has been provided is computed basis on last working day of the Month-end preceding the date of publication.
 - Different plans shall have a different expense structure.
- For performance of other schemes managed by Mr. Alok Singh, [click here](#)

Top 10 Equity Holdings

Coforge Limited	3.99%
Jindal Stainless Limited	3.25%
Dixon Technologies (India) Limited	3.00%
Housing & Urban Development Corp. Ltd.	2.54%
PB Fintech Limited	2.18%
Castrol India Limited	2.18%
BSE Limited	2.07%
Swan Energy Limited	1.99%
Bharat Forge Limited	1.79%
Zaggle Prepaid Ocean Services Limited	1.76%

Top 5 Sector Allocation**MCAP Categorization****Asset Allocation**

The above details are as on February 28, 2025



1800-266-2676 & 1800-103-2263



www.boimf.in



service@boimf.in

To invest scan the QR code:

**MUTUAL FUND INVESTMENTS ARE SUBJECT TO MARKET RISKS, READ ALL SCHEME RELATED DOCUMENTS CAREFULLY.**