


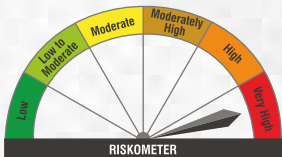
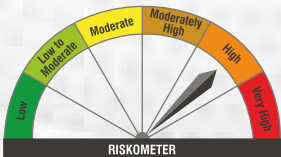
Enjoy the flavor of  
every layer

## Bank of India Mid & Small Cap Equity & Debt Fund



### Features



| PRODUCT LABEL | Risk-o-meter is based on the scheme portfolio as on December 31, 2025  | Benchmark <sup>#</sup> Risk-o-meter as on December 31, 2025   | Bank of India Mid & Small Cap Equity & Debt Fund<br>(An open ended hybrid scheme investing predominantly in equity and equity related instruments)  |
|---------------|--|---|---|
|               |  <p>➤ Investors understand that their principal will be at very high risk</p> |  <p>➤ Benchmark riskometer is at high risk</p> | <p>This product is suitable for investors who are seeking*</p> <ul style="list-style-type: none"> <li>• Long term capital appreciation and income distribution.</li> <li>• Equity fund investing in Mid &amp; Small Cap equity and equity related securities (not part of the top 100 stocks by market capitalization) as well as fixed income securities.</li> </ul> <p>*Investor should consult their financial advisor if they are not clear about the suitability of the product.</p> |

#Nifty Midsmallcap 400 TRI (70%) & CRISIL Short Term Bond Index (30%)



1800-266-2676 & 1800-103-2263



[www.boimf.in](http://www.boimf.in)



[service@boimf.in](mailto:service@boimf.in)

To invest scan the QR code:



**Date of Allotment**

July 20, 2016

**Benchmark**

NIFTY MidSmallcap 400 Total Return Index (TRI) : 70%; CRISIL Short Term Bond Fund Index: 30%

**Fund Performance - Regular Plan****(As on December 31, 2025)****Fund Manager - Alok Singh****Current Value of Standard Investment of ₹ 10000**

| Period <sup>@</sup> | Scheme Returns (%) ^ | Benchmark Returns <sup>#</sup> (%) | Additional Benchmark Returns <sup>##</sup> (%) | Scheme Returns (₹) | Benchmark Returns <sup>#</sup> (₹) | Additional Benchmark Returns <sup>##</sup> (₹) |
|---------------------|----------------------|------------------------------------|--|--------------------|------------------------------------|--|
| 1 year              | -0.92%               | 3.87%                              | 11.88%   | 9,908              | 10,387                             | 11,188   |
| 3 years             | 18.52%               | 18.55%                             | 14.29%   | 16,664             | 16,678                             | 14,941   |
| 5 years             | 19.63%               | 18.54%                             | 14.67%   | 24,514             | 23,412                             | 19,832   |
| Since inception*    | 15.35%               | 14.75%                             | 13.88%   | 38,610             | 36,749                             | 34,179   |

#Nifty Midsmallcap 400 TRI (70%) &amp; CRISIL Short Term Bond Index (30%)

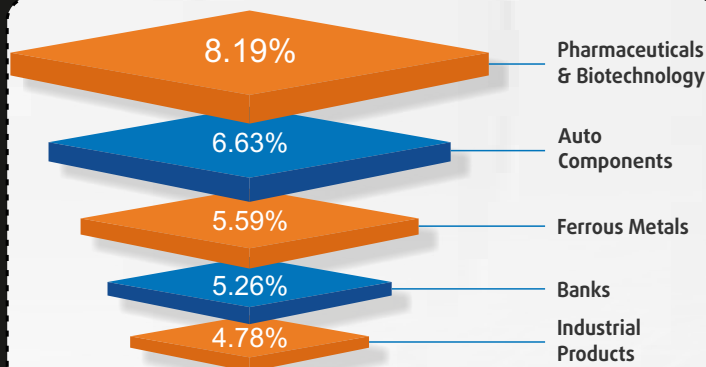
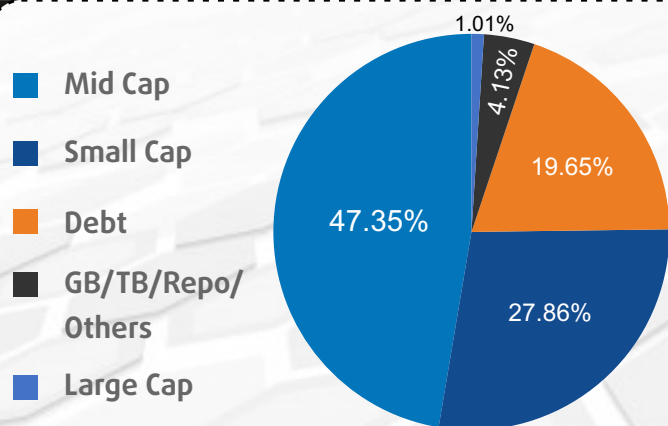

##Nifty 50 TRI

^ Past performance may or may not be sustained in the future. \*Date of Allotment - July 20, 2016. Above returns are in Compounded Annual Growth Rate (CAGR). @ In case, the start date or the end date of the concerned period is a non-business day, the NAV of the previous business day is considered for computation of returns.

- Mr. Alok Singh has been managing this scheme from February 16, 2017. In addition to this, he manages 7 open ended schemes and co-manages 2 open ended schemes of Bank of India Mutual Fund.
- Period for which scheme's performance has been provided is computed basis on last working day of the Month-end preceding the date of publication.
- Different plans shall have a different expense structure.
- For performance of other schemes managed by Mr. Alok Singh and direct plan of this scheme, [click here](#)

**Top 10 Equity Holdings**

|   |       |
|---|-------|
| Hindustan Copper Limited                  | 4.23% |
| Jindal Stainless Limited                  | 3.52% |
| Indian Bank                               | 3.13% |
| UNO Minda Limited                         | 2.99% |
| PB Fintech Limited                        | 2.73% |
| Housing & Urban Development Corp. Limited | 2.67% |
| TD Power Systems Limited                  | 2.50% |
| Lloyds Metals And Energy Limited          | 2.37% |
| Eris Lifesciences Limited                 | 2.26% |
| Glenmark Pharmaceuticals Limited          | 2.26% |

**Top 5 Sector Allocation****MCAP Categorization****Asset Allocation**

The above details are as on December 31, 2025



1800-266-2676 &amp; 1800-103-2263



www.boimf.in



service@boimf.in

To invest scan the QR code:

**MUTUAL FUND INVESTMENTS ARE SUBJECT TO MARKET RISKS, READ ALL SCHEME RELATED DOCUMENTS CAREFULLY.**