



Small Yet Precious Bank of India Small Cap Fund

Features



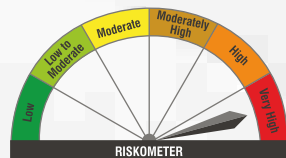
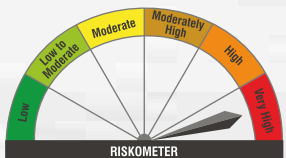
Invests predominantly in Small Cap Stocks



Growth Potential



Diversified Portfolio

PRODUCT LABEL	Risk-o-meter is based on the scheme portfolio as on February 28, 2025	Benchmark [#] Risk-o-meter as on February 28, 2025	Bank of India Small Cap Fund (An open ended equity scheme predominantly investing in small cap stocks)
	 <p>Investors understand that their principal will be at very high risk</p>	 <p>Benchmark riskometer is at very high risk</p>	<p>This product is suitable for investors who are seeking*:</p> <ul style="list-style-type: none"> • Long term capital appreciation. • Investment predominantly in equity & equity related instruments of Small Cap companies. <p>*Investor should consult their financial advisor if they are not clear about the suitability of the product.</p>

#NIFTY Smallcap 250 TRI (Tier 1)



1800-266-2676 & 1800-103-2263



www.boimf.in



service@boimf.in

To invest scan the QR code:



Fund Performance

(As on February 28, 2025)

Fund Manager - Alok Singh

Current Value of Standard Investment of ₹ 10000

Period [@]	Scheme Returns (%) [^]		Benchmark Returns [#] (%)	Additional Benchmark Returns ^{##} (%)	Scheme Returns (₹)		Benchmark Returns [#] (₹)	Additional Benchmark Returns ^{##} (₹)
	Regular Plan [*]	Direct Plan [*]			Regular Plan [*]	Direct Plan [*]		
1 year	-0.31%	1.20%	-6.94%	1.89%	9,969	10,120	9,306	10,189
3 years	15.13%	16.93%	16.77%	10.92%	15,267	15,995	15,929	13,652
5 years	26.49%	28.55%	24.46%	15.94%	32,421	35,150	29,902	20,966
Since inception	24.03%	26.12%	17.79%	13.32%	38,030	42,180	27,611	21,715

#Nifty Smallcap 250 TRI

##Nifty 50 TRI

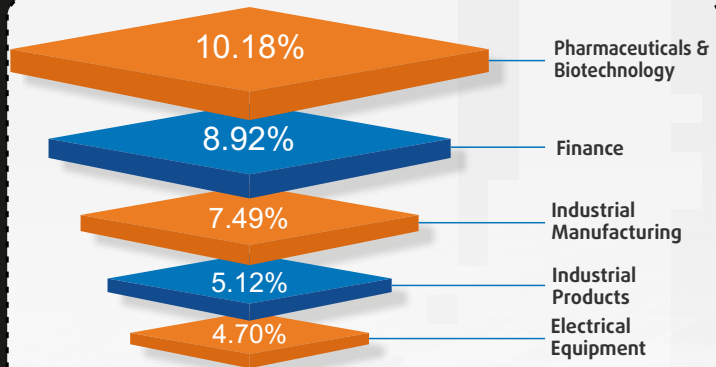
[^] Past performance may or may not be sustained in the future. *Date of Allotment - December 19, 2018. Above returns are in Compounded Annual Growth Rate (CAGR). [@] In case, the start date or the end date of the concerned period is a non-business day, the NAV of the previous business day is considered for computation of returns.

- Mr. Alok Singh has been managing this scheme from October 1, 2024. In addition to this, he manages 7 other open-ended schemes and co-manages 1 scheme of Bank of India Mutual Fund.
 - Period for which scheme's performance has been provided is computed basis on last working day of the Month-end preceding the date of publication.
 - Different plans shall have a different expense structure.
- For performance of other schemes managed by Mr. Alok Singh, [click here](#)

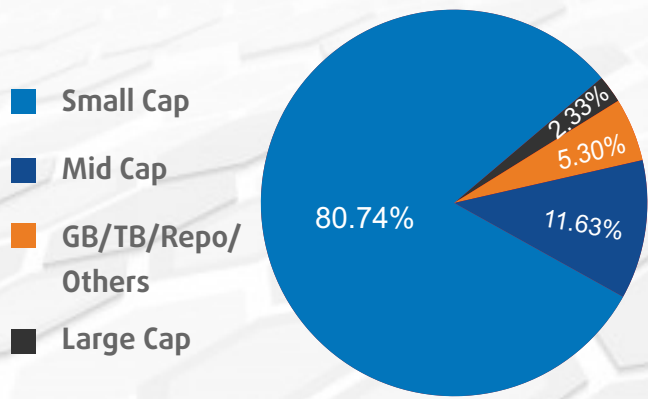
Top 10 Equity Holdings

Lloyds Metals And Energy Limited	3.12%
Ami Organics Limited	2.96%
Vijaya Diagnostic Centre Limited	2.72%
Cartrade Tech Limited	2.66%
PG Electroplast Limited	2.52%
Radico Khaitan Limited	2.45%
Housing & Urban Development Co. Ltd.	2.38%
CreditAccess Grameen Limited	2.33%
NTPC Green Energy Limited	2.33%
Eris Lifesciences Limited	2.30%

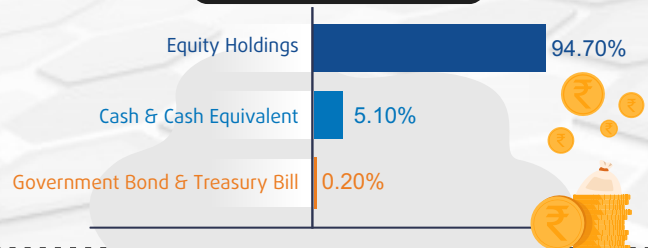
Top 5 Sector Allocation



MCAP Categorization



Asset Allocation



The above details are as on February 28, 2025



1800-266-2676 & 1800-103-2263



www.boimf.in



service@boimf.in

To invest scan the QR code:

