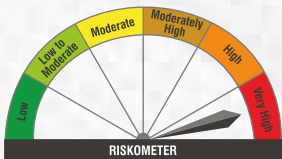
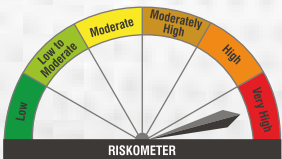


Small Yet Precious Bank of India Small Cap Fund

Features



PRODUCT LABEL	Risk-o-meter is based on the scheme portfolio as on December 31, 2025	Benchmark [#] Risk-o-meter as on December 31, 2025	Bank of India Small Cap Fund (An open ended equity scheme predominantly investing in small cap stocks)
	 <p>Investors understand that their principal will be at very high risk</p>	 <p>Benchmark riskometer is at very high risk</p>	<p>This product is suitable for investors who are seeking*:</p> <ul style="list-style-type: none"> Long term capital appreciation. Investment predominantly in equity & equity related instruments of Small Cap companies. <p>*Investor should consult their financial advisor if they are not clear about the suitability of the product.</p>

#NIFTY Smallcap 250 TRI (Tier 1)



1800-266-2676 & 1800-103-2263



www.boimf.in



service@boimf.in

To invest scan the QR code:



Fund Performance - Regular Plan

(As on December 31, 2025)

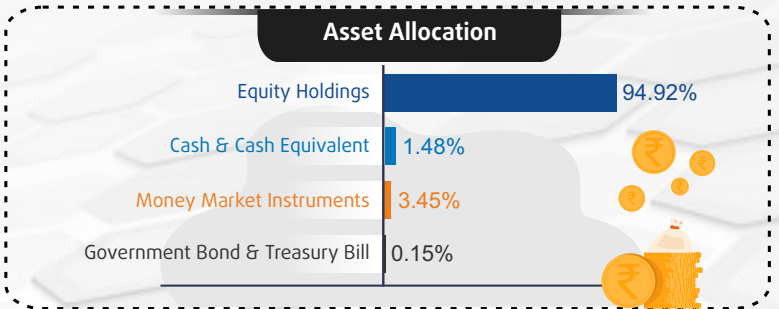
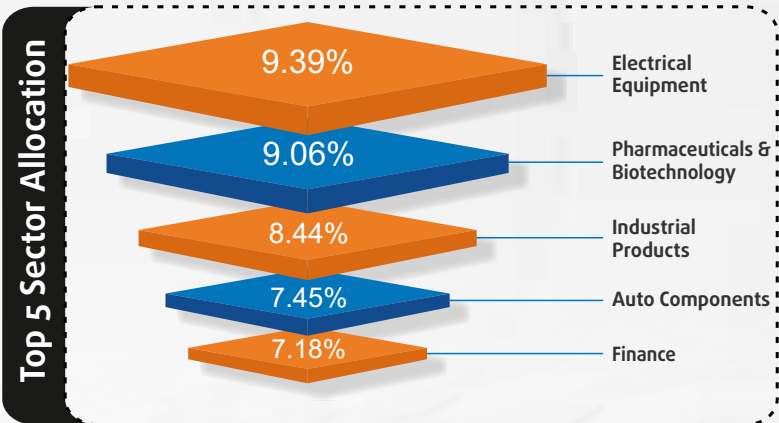
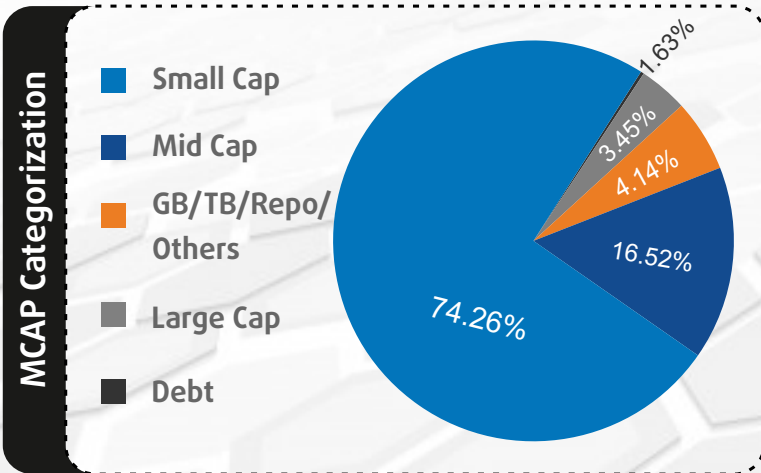
Fund Manager - Alok Singh and Nav Bhardwaj				Current Value of Standard Investment of ₹ 10000		
Period [@]	Scheme Returns (%) [^]	Benchmark Returns [#] (%)	Additional Benchmark Returns ^{##} (%)	Scheme Returns (₹)	Benchmark Returns [#] (₹)	Additional Benchmark Returns ^{##} (₹)
1 year	-8.49%	-5.48%	11.88%	9,151	9,452	11,188
3 years	18.71%	21.44%	14.29%	16,745	17,928	14,941
5 years	22.98%	23.30%	14.67%	28,143	28,511	19,832
Since inception*	23.76%	18.70%	14.47%	44,860	33,436	25,903

#Nifty Smallcap 250 TRI
##Nifty 50 TRI
[^] Past performance may or may not be sustained in the future. *Date of Allotment - December 19, 2018. Above returns are in Compounded Annual Growth Rate (CAGR). @ In case, the start date or the end date of the concerned period is a non-business day, the NAV of the previous business day is considered for computation of returns.

- Mr. Alok Singh has been managing this scheme from October 1, 2024. In addition to this, he manages 8 open ended schemes and co-manages 1 open ended scheme of Bank of India Mutual Fund. Mr. Nav Bhardwaj has been co-managing the Scheme w.e.f. July 14, 2025.
- Period for which scheme's performance has been provided is computed basis on last working day of the Month-end preceding the date of publication.
- Different plans shall have a different expense structure.
- For performance of other schemes managed by Mr. Alok Singh and direct plan of this scheme, [click here](#)

Top 10 Equity Holdings

Wockhardt Limited	3.28%
Indian Bank	3.11%
CreditAccess Grameen Limited	2.99%
Lloyds Metals And Energy Limited	2.90%
Acutaas Chemicals Limited	2.71%
FIEM Industries Limited	2.49%
TD Power Systems Limited	2.44%
Housing & Urban Development Corp.Limited	2.35%
Sky Gold And Diamonds Limited	2.31%
City Union Bank Limited	2.23%



The above details are as on December 31, 2025