



Invest in the growth potential of India

Bank of India Manufacturing & Infrastructure Fund

Why Invest?



Sector Concentration:

This scheme provides added exposure to the manufacturing and infrastructure sector.



Top-up Over Existing Investment:

This scheme is better suited as a Top-up Over Existing Investment in diversified equity funds, especially for those investors who are looking for added exposure to Infrastructure and Manufacturing sectors.

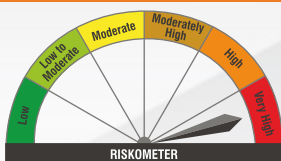


India Growth Story:

Over the long term, the Scheme may benefit from the sustained focus on manufacturing and infrastructure development in India, and thus they help you participate in the India Growth Story.

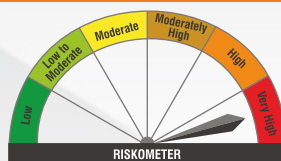
PRODUCT LABEL

Risk-o-meter is based on the scheme portfolio as on November 30, 2024



Investors understand that their principal will be at very high risk

Benchmark* Risk-o-meter as on November 30, 2024



Benchmark risk-o-meter is at very high risk

Bank of India Manufacturing & Infrastructure Fund
(An open ended equity scheme investing in manufacturing and infrastructure sectors)

This product is suitable for investors who are seeking*

- Long term capital growth.
- Investment in equity and equity-related securities of companies engaged in manufacturing & infrastructure and related sector.

*Investor should consult their financial advisor if they are not clear about the suitability of the product.

#BSE India Manufacturing Index Total Return Index (TRI): 50% and BSE India Infrastructure Index Total Return Index (TRI): 50%



1800-266-2676 & 1800-103-2263



www.boimf.in



service@boimf.in

To invest scan the QR code:



Fund Performance

(As on November 29, 2024)

Fund Manager - Nitin Gosar

Current Value of Standard Investment of ₹ 10000

Period [@]	Scheme Returns (%) [^]		Benchmark Returns* (%)	Additional Benchmark Returns ^{##} (%)	Scheme Returns (₹)		Benchmark Returns [#] (₹)	Additional Benchmark Returns ^{##} (₹)
	Regular Plan* [*]	Direct Plan [#]			Regular Plan* [*]	Direct Plan [#]		
1 year	36.77%	38.78%	38.17%	21.27%	13,677	13,878	13,817	12,127
3 years	26.43%	28.14%	28.95%	13.76%	20,207	21,040	21,442	14,723
5 years	30.36%	32.06%	26.75%	16.21%	37,695	40,221	32,760	21,208
Since inception	12.47%	18.69%	9.00%	12.49%	56,580	77,129	35,642	56,762

BSE India Manufacturing Index Total Return Index (TRI): 50% and BSE India Infrastructure Index Total Return Index (TRI): 50%

##Nifty 50 TRI

[^] Past performance may or may not be sustained in the future. Date of Allotment - *Regular Plan: March 5, 2010 #Direct Plan: January 1, 2013.

Above returns are in Compounded Annual Growth Rate (CAGR). @ In case, the start date or the end date of the concerned period is a non-business day, the NAV of the previous business day is considered for computation of returns.

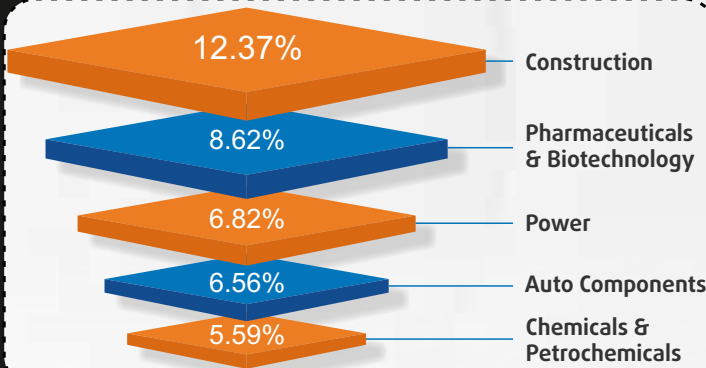
- Mr. Nitin Gosar has been appointed Fund Manager for this scheme w.e.f. from September 27, 2022. In addition to this scheme, he manages 2 open ended schemes of Bank of India Mutual Fund.
- Period for which scheme's performance has been provided is computed basis on last working day of the Month-end preceding the date of publication.
- Different plans shall have a different expense structure.

For performance of other schemes managed by Mr. Nitin Gosar, [click here](#)

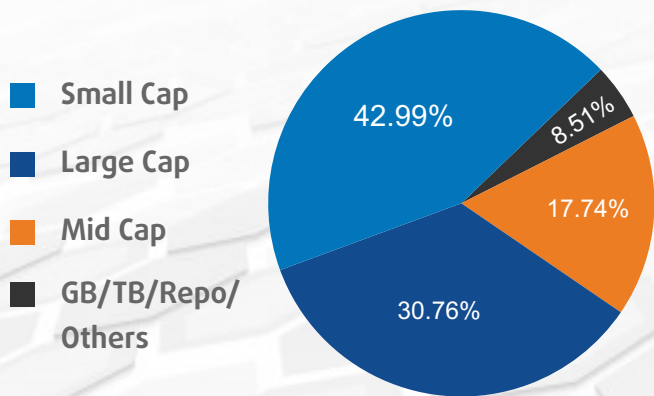
Top 10 Equity Holdings

Larsen & Toubro Limited	5.24%
NTPC Limited	5.22%
Vedanta Limited	4.02%
Reliance Industries Limited	3.62%
Manorama Industries Limited	3.01%
Indus Towers Limited	2.43%
Eris Lifesciences Limited	2.27%
Sterling And Wilson Renewable Energy Limited	2.21%
Senco Gold Limited	2.15%
Hero MotoCorp Limited	2.04%

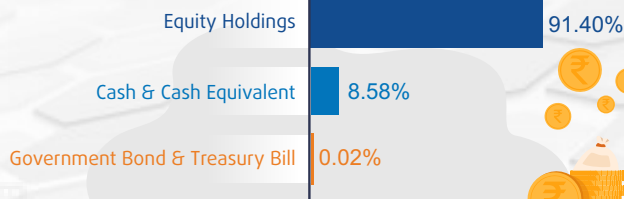
Top 5 Sector Allocation



MCAP Categorization



Asset Allocation



The above details are as on November 30, 2024



1800-266-2676 & 1800-103-2263



www.boimf.in



service@boimf.in

To invest scan the QR code:

